



RADIO TEST REPORT

For

OAXIS ASIA PTE LTD

myFirst Fone S3

Test Model: KW1401

Prepared for : OAXIS ASIA PTE LTD
Address : 31 Woodlands Close #01-22 Singapore 737855

Prepared by : Shenzhen LCS Compliance Testing Laboratory Ltd.
Address : Room 101, 201, Building A and Room 301, Building C, Juji Industrial Park, Yabianxueziwei, Shajing Street, Bao'an District, Shenzhen, Guangdong, China

Tel : (+86)755-82591330
Fax : (+86)755-82591332
Web : www.LCS-cert.com
Mail : webmaster@LCS-cert.com

Date of receipt of test sample : November 22, 2022
Number of tested samples : 2
Sample No. : A032123097-1, A032123097-2
Serial number : Prototype
Date of Test : November 22, 2022 ~ March 29, 2023
Date of Report : April 04, 2023





RADIO TEST REPORT ETSI EN 301 908-2 V13.1.1 (2020-06) IMT cellular networks; Harmonised Standard for access to radio spectrum; Part 2: CDMA Direct Spread (UTRA FDD) User Equipment (UE)	
Report Reference No. : LCSA032123097EG Date of Issue : April 04, 2023	
Testing Laboratory Name : Shenzhen LCS Compliance Testing Laboratory Ltd. Address : Room 101, 201, Building A and Room 301, Building C, Juji Industrial Park, Yabianxueziwei, Shajing Street, Bao'an District, Shenzhen, Guangdong, China Testing Location/ Procedure... : Full application of Harmonised standards <input checked="" type="checkbox"/> Partial application of Harmonised standards <input type="checkbox"/> Other standard testing method <input type="checkbox"/>	
Applicant's Name : OAXIS ASIA PTE LTD Address : 31 Woodlands Close #01-22 Singapore 737855	
Test Specification Standard : ETSI EN 301 908-1 V15.2.1 (2023-01) ETSI EN 301 908-2 V13.1.1 (2020-06) Test Report Form No..... : LCSEMC-1.0 TRF Originator..... : Shenzhen LCS Compliance Testing Laboratory Ltd. Master TRF..... : Dated 2017-06	
Shenzhen LCS Compliance Testing Laboratory Ltd. All rights reserved. This publication may be reproduced in whole or in part for non-commercial purposes as long as the Shenzhen LCS Compliance Testing Laboratory Ltd. is acknowledged as copyright owner and source of the material. Shenzhen LCS Compliance Testing Laboratory Ltd. takes no responsibility for and will not assume liability for damages resulting from the reader's interpretation of the reproduced material due to its placement and context.	
Test Item Description. : myFirst Fone S3 Trade Mark : myFirst Test Model..... : KW1401 Ratings : Input: DC 5V, 1000mA, Max 5W Output: DC 5V, 1000mA, Max 5W DC 3.87V by Rechargeable Li-ion Battery, 650mAh Result : Positive	

Compiled by:

Kay Hu/ Administrator

Supervised by:

Cary Luo/ Technique principal

Approved by:

Gavin Liang/ Manager



Shenzhen LCS Compliance Testing Laboratory Ltd.
Add: Room 101, 201, Building A and Room 301, Building C, Juji Industrial Park, Yabianxueziwei, Shajing Street,
Bao'an District, Shenzhen, Guangdong, China
Tel: +(86) 0755-82591330 | E-mail: webmaster@lcs-cert.com | Web: www.lcs-cert.com
Scan code to check authenticity



RADIO -- TEST REPORT

Test Report No. : LCSA032123097EGApril 04, 2023

Date of issue

Test Model..... : KW1401

EUT..... : myFirst Fone S3

Applicant..... : OAXIS ASIA PTE LTD

Address..... : 31 Woodlands Close #01-22 Singapore 737855

Telephone..... : /

Fax..... : /

Manufacturer..... : OAXIS ASIA PTE LTD

Address..... : 31 Woodlands Close #01-22 Singapore 737855

Telephone..... : /

Fax..... : /

Factory..... : Eastern Dynamics (Shenzhen) Technology Co., LtdAddress..... : Building No.9, 3F, Longbi Industry Zone, Bantian Street,
Longgang District, Shenzhen, Guangdong, China

Telephone..... : /

Fax..... : /

Test Result**Positive**

The test report merely corresponds to the test sample.
It is not permitted to copy extracts of these test result without the written permission of the test laboratory.



Shenzhen LCS Compliance Testing Laboratory Ltd.

Add: Room 101, 201, Building A and Room 301, Building C, Juji Industrial Park, Yabianxueziwei, Shajing Street,
Bao'an District, Shenzhen, Guangdong, China

Tel: +(86) 0755-82591330 | E-mail: webmaster@lcs-cert.com | Web: www.lcs-cert.com

Scan code to check authenticity



Revision History

Report Version	Issue Date	Revision Content	Revised By
000	April 04, 2023	Initial Issue	---

Note: At the customer's request, the revised report was submitted to LCSA112122073EG applicant by quoting the test data of LCSA112122073EG original report.





TABLE OF CONTENTS

1. GENERAL INFORMATION	6
1.1. PRODUCT DESCRIPTION FOR EQUIPMENT UNDER TEST (EUT).....	6
1.2. SUPPORT EQUIPMENT LIST	9
1.3. EXTERNAL I/O	9
1.4. OBJECTIVE	9
1.5. TEST CONDITIONS	9
1.6. DESCRIPTION OF TEST MODE	10
1.7. MEASUREMENT UNCERTAINTY (95% CONFIDENCE LEVELS, K=2).....	10
1.8. DESCRIPTION OF TEST FACILITY.....	10
2. SYSTEM TEST CONFIGURATION.....	11
2.1. JUSTIFICATION.....	11
2.2. EUT EXERCISE SOFTWARE.....	11
2.3. SPECIAL ACCESSORIES.....	11
2.4. BLOCK DIAGRAM/SCHEMATICS	11
2.5. EQUIPMENT MODIFICATIONS.....	11
2.6. TEST SETUP	11
3. SUMMARY OF TEST RESULTS.....	12
4. LIST OF MEASURING EQUIPMENT	15
5. PHOTOGRAPHS OF TEST SETUP.....	16
6. PHOTOGRAPHS OF THE EUT.....	16





1. GENERAL INFORMATION

1.1. Product Description for Equipment Under Test (EUT)

EUT	: myFirst Fone S3
Test Model	: KW1401
Power Supply	: Input: DC 5V, 1000mA, Max 5W Output: DC 5V, 1000mA, Max 5W DC 3.87V by Rechargeable Li-ion Battery, 650mAh
Hardware Version	: ED01_MB_V1.2
Software Version	: /
Bluetooth	:
Frequency Range	: 2402MHz~2480MHz
Channel Number	: 79 channels for Bluetooth V4.2 (BDR/EDR) 40 channels for Bluetooth V4.2 (BT LE)
Channel Spacing	: 1MHz for Bluetooth V4.2 (BDR/EDR) 2MHz for Bluetooth V4.2 (BT LE)
Modulation Type	: GFSK, $\pi/4$ -DQPSK, 8-DPSK for Bluetooth V4.2 (BDR/EDR) GFSK for Bluetooth V4.2 (BT LE)
Bluetooth Version	: V4.2
Antenna Description	: Internal Antenna, 1.24dBi(Max.)
WIFI(2.4G Band)	:
Frequency Range	: 2412MHz~2472MHz
Channel Spacing	: 5MHz
Channel Number	: 13 Channel for 20MHz bandwidth(2412~2472MHz)
Modulation Type	: 802.11b: DSSS; 802.11g/n: OFDM
Antenna Description	: Internal Antenna, 1.24dBi(Max.)
2G	:
Support Band	: <input checked="" type="checkbox"/> GSM 900 (EU-Band) <input checked="" type="checkbox"/> DCS 1800 (EU-Band) <input checked="" type="checkbox"/> GSM 850 (U.S.-Band) <input type="checkbox"/> PCS 1900 (U.S.-Band)
Release Version	: R99
GPRS Class	: Class 12
EGPRS Class	: Class 12
Uplink	: GSM 900: 880MHz~915MHz DCS 1800: 1710MHz~1785MHz
Downlink	: GSM 900: 925MHz~960MHz DCS 1800: 1805MHz~1880MHz





Type Of Modulation : GMSK for GSM/GPRS; GMSK/8PSK for EGPRS

Antenna Description : Internal Antenna

-0.74dBi (max.) For GSM 900

0.22dBi (max.) For DCS 1800

Power Class : GSM 900: Level 5, DCS 1800: Level 0

EGPRS 900: Level 8, EGPRS 1800: Level 2

3G :

Support Band : ☐ WCDMA Band II (U.S.-Band)

☒ WCDMA Band V (U.S.-Band)

☐ WCDMA Band IV (U.S.-Band)

☒ WCDMA Band I (EU-Band)

☒ WCDMA Band VIII (EU-Band)

Release Version : R9

Uplink : WCDMA Band I: 1920MHz~1980MHz

WCDMA Band VIII: 880MHz~915MHz

Downlink : WCDMA Band I: 2110MHz~2170MHz

WCDMA Band VIII: 925MHz~960MHz

Type Of Modulation : QPSK/16QAM

Antenna Description : Internal Antenna

0.41dBi (max.) For WCDMA Band I

-0.74dBi (max.) For WCDMA Band VIII

Power Class : Level 3

LTE :

Support Band : ☒ E-UTRA Band 1(EU-Band)

☒ E-UTRA Band 3(EU-Band)

☒ E-UTRA Band 5(Non EU-Band)

☒ E-UTRA Band 7(EU-Band)

☒ E-UTRA Band 8(EU-Band)

☒ E-UTRA Band 20(EU-Band)

☒ E-UTRA Band 40(EU-Band)

☒ E-UTRA Band 41(Non EU-Band)

LTE Release Version : R10

FDD Band : Uplink: E-UTRA Band 1: 1920MHz~1980MHz

E-UTRA Band 3: 1710MHz~1785MHz

E-UTRA Band 7: 2500MHz~2570MHz

E-UTRA Band 8: 880MHz~915MHz

E-UTRA Band 20: 832MHz~862MHz

Downlink: E-UTRA Band 1: 2110MHz~2170MHz

E-UTRA Band 3: 1805MHz~1880MHz

E-UTRA Band 7: 2620MHz~2690MHz

E-UTRA Band 8: 925MHz~960MHz

E-UTRA Band 20: 791MHz~821MHz



Shenzhen LCS Compliance Testing Laboratory Ltd.

Add: Room 101, 201, Building A and Room 301, Building C, Juji Industrial Park, Yabianxueziwei, Shajing Street, Bao'an District, Shenzhen, Guangdong, China

Tel: +(86) 0755-82591330 | E-mail: webmaster@lcs-cert.com | Web: www.lcs-cert.com

Scan code to check authenticity





TDD Band : E-UTRA Band 40: 2300MHz ~ 2400MHz
E-UTRA Band 41: 2496MHz~2690MHz
Type Of Modulation : QPSK/16QAM
Antenna Description : Internal Antenna
0.23dBi (max.) For E-UTRA Band 1
0.21dBi (max.) For E-UTRA Band 3
0.12dBi (max.) For E-UTRA Band 7
-0.73dBi (max.) For E-UTRA Band 8
-1.34dBi (max.) For E-UTRA Band 20
0dBi (max.) For E-UTRA Band 40
0dBi (max.) For E-UTRA Band 41
Power Class : Class 3

GPS Receiver :

Receive Frequency : 1575.42MHz

Channel Number : 1

Antenna Description : Internal Antenna, 1.35dBi(Max.)

GLONASS Receiver :

Receive Frequency : 1602.5625MHz

Channel Number : 1

Antenna Description : Internal Antenna, 1.35dBi(Max.)

BDS Receiver :

Frequency Range : 1561.098MHz

Channel Number : 1

Antenna Description : Internal Antenna, 1.35dBi(Max.)

QZSS Receiver :

Frequency Range : 1575.42MHz

Channel Number : 1

Antenna Description : Internal Antenna, 1.35dBi(Max.)

SBAS Receiver :

Frequency Range : 1575.42MHz

Channel Number : 1

Antenna Description : Internal Antenna, 1.35dBi(Max.)



Shenzhen LCS Compliance Testing Laboratory Ltd.

Add: Room 101, 201, Building A and Room 301, Building C, Juji Industrial Park, Yabianxueziwei, Shajing Street, Bao'an District, Shenzhen, Guangdong, China

Tel: +(86) 0755-82591330 | E-mail: webmaster@lcs-cert.com | Web: www.lcs-cert.com

Scan code to check authenticity



1.2. Support Equipment List

Manufacturer	Description	Model	Serial Number	Certificate
OPPO	Adapter	OP52KAUH	---	CE

Note: The adapter is supplied by lab and only use tested.

1.3. External I/O

I/O Port Description	Quantity	Cable
Charging port	1	USB Cable: 0.8m, unshielded

1.4. Objective

Standard Referenced	Standard Title	Standard Version
ETSI EN 301 908-1	IMT cellular networks; Harmonised Standard for access to radio spectrum; Part 1: Introduction and common requirements; Release 15	V15.2.1 (2023-01)
ETSI EN 301 908-2	IMT cellular networks; Harmonised Standard for access to radio spectrum; Part 2: CDMA Direct Spread (UTRA FDD) User Equipment (UE)	V13.1.1 (2020-06)

The objective is to determine compliance with ETSI EN 301 908-1 V15.2.1 (2023-01) & ETSI EN 301 908-2 V13.1.1 (2020-06).

1.5. Test Conditions

Conditions	Temperature	Voltage
Normal	21-25°C	DC 3.87V
Low extreme Temperature/Low extreme Voltage (TL/VL);	-20°C	DC 3.5V
Low extreme Temperature/High extreme Voltage (TL/VH);	-20°C	DC 4.4V
High extreme Temperature/Low extreme Voltage (TH/VL);	+45°C	DC 3.5V
High extreme Temperature/High extreme Voltage (TH/VH).	+45°C	DC 4.4V

Note1: For all conditions, the humidity range is:40-75%, the pressure range is 86-106kPa.The High Voltage DC 4.4V and Low Voltage DC 3.5V was declared by manufacturer



Shenzhen LCS Compliance Testing Laboratory Ltd.

Add: Room 101, 201, Building A and Room 301, Building C, Juji Industrial Park, Yabianxueziwei, Shajing Street, Bao'an District, Shenzhen, Guangdong, China

Tel: +(86) 0755-82591330 | E-mail: webmaster@lcs-cert.com | Web: www.lcs-cert.com

Scan code to check authenticity



1.6. Description Of Test Mode

1. WCDMA Band I

- 1). Low Channel Operation(9612Channel)
- 2). Middle Channel Operation(9750Channel)
- 3). High Channel Operation(9888Channel)

2. WCDMA Band VIII

- 1). Low Channel Operation(2713Channel)
- 2). Middle Channel Operation(2788Channel)
- 3). High Channel Operation(2862Channel)

Note: The EUT has one SIM card slots and the result was recorded in the report.

1.7. Measurement Uncertainty (95% confidence levels, k=2)

Test Item		Uncertainty
Radio Frequency	:	0.9×10^{-4}
Total RF Power, Conducted	:	1.0 dB
RF Power Density, Conducted	:	1.8 dB
Spurious Emissions, Conducted	:	1.8 dB
All Emissions, Radiated	:	3.1 dB
Temperature	:	0.5°C
Humidity	:	1 %
DC And Low Frequency Voltages	:	1 %

1.8. Description of Test Facility

NVLAP Accreditation Code is 600167-0.

FCC Designation Number is CN5024.

CAB identifier is CN0071.

CNAS Registration Number is L4595.





2. SYSTEM TEST CONFIGURATION

2.1. Justification

N/A

2.2. EUT Exercise Software

N/A

2.3. Special Accessories

The special accessories were supplied by Shenzhen LCS Compliance Testing Laboratory Ltd.

2.4. Block Diagram/Schematics

Please refer to the related document.

2.5. Equipment Modifications

Shenzhen LCS Compliance Testing Laboratory Ltd. has not done any modification on the EUT.

2.6. Test Setup

Please refer to the test setup photo.





3. SUMMARY OF TEST RESULTS

Test Engineer	:	Ling Zhu
Temperature/ Humidity:	:	23.1°C/ 54.2%

Reference Clause No. (ETSI EN 301 908-2)	Description of Test Items	WCDMA Band VIII	WCDMA Band I
		Result	Result
4.2.2	Transmitter maximum output power		
	Normal	Pass	Pass
	TL/VL	Pass	Pass
	TL/VH	Pass	Pass
	TH/VL	Pass	Pass
	TH/VH	Pass	Pass
	Transmitter maximum output power for HSDPA & HSUPA		
	Normal	Pass	Pass
	TL/VL	Pass	Pass
	TL/VH	Pass	Pass
	TH/VL	Pass	Pass
	TH/VH	Pass	Pass
4.2.3	Transmitter spectrum emission mask		
	Normal	Pass	Pass
	Transmitter spectrum emission mask for HSDPA & HSUPA		
	Normal	Pass	Pass
4.2.4	Transmitter spurious emissions		
	Normal	Pass	Pass
	Transmitter spurious emission for HSDPA & HSUPA		
	Normal	Pass	Pass
4.2.5	Transmitter minimum output power		
	Normal	Pass	Pass
	TL/VL	Pass	Pass
	TL/VH	Pass	Pass
	TH/VL	Pass	Pass
	TH/VH	Pass	Pass
4.2.6	Receiver Adjacent Channel Selectivity (ACS)		
	NT / NV	Pass	Pass
	Receiver Adjacent Channel Selectivity for HSDPA & HSUPA		
	NT / NV	Pass	Pass
4.2.7	Receiver blocking characteristics		
	Normal	Pass	Pass





4.2.8	Receiver spurious response		
	Normal	Pass	Pass
4.2.9	Receiver intermodulation characteristics		
	Normal	Pass	Pass
4.2.10	Receiver spurious emissions		
	Normal	Pass	Pass
4.2.11	Out-of-synchronization handling of output power		
	Normal	Pass	Pass
4.2.12	Transmitter Adjacent Channel Leakage power Ratio (ACLR)		
	Normal	Pass	Pass
	TL/VL	Pass	Pass
	TL/VH	Pass	Pass
	TH/VL	Pass	Pass
	TH/VH	Pass	Pass
	Transmitter Adjacent Channel Leakage power Ratio (ACLR) for HSDPA & HSUPA		
	Normal	Pass	Pass
	TL/VL	Pass	Pass
	TL/VH	Pass	Pass
	TH/VL	Pass	Pass
	TH/VH	Pass	Pass
4.2.13	Receiver Reference Sensitivity level		
	Normal	Pass	Pass
	TL/VL	Pass	Pass
	TL/VH	Pass	Pass
	TH/VL	Pass	Pass
	TH/VH	Pass	Pass
	Receiver Reference Sensitivity level for HSDPA & HSUPA		
	Normal	Pass	Pass
	TL/VL	Pass	Pass
	TL/VH	Pass	Pass
	TH/VL	Pass	Pass
	TH/VH	Pass	Pass

Reference Clause No. (ETSI EN 301 908-1)	Description of Test Items	WCDMA Band VIII	WCDMA Band I
		Result	Result
4.2.2	Radiated emissions (UE)		
	Normal	Pass	Pass
4.2.4	Control and monitoring functions (UE)		
	Normal	Pass	Pass





***Note:

Result: Describes test result of Test Case.

Pass: Test Case passed on specified conformance test platform.

Normal(TN/VN): Normal temperature – 25°C; Normal voltage. – DC 3.87V

TH: High extreme Temperature – +45°C

VH: High extreme Voltage – DC 4.4V

TL: Low extreme Temperature – -20°C

VL: Low extreme Voltage – DC 3.5V

N/A: Not applicable.

—: Not test.





4. LIST OF MEASURING EQUIPMENT

Item	Equipment	Manufacturer	Model No.	Serial No.	Cal Date	Due Date
1	LTE Test Software	Tonscend	JS1120-1	N/A	N/A	N/A
2	RF Control Unit	Tonscend	JS0806-1	158060009	2022-10-29	2023-10-28
3	MXA Signal Analyzer	Agilent	N9020A	MY51250905	2022-10-29	2023-10-28
4	DC Power Supply	Agilent	E3642A	N/A	2022-10-29	2023-10-28
5	MXG Vector Signal Generator	Agilent	N5182A	MY47071151	2022-06-16	2023-06-15
6	PSG Analog Signal Generator	Agilent	E8257D	MY4520521	2022-06-16	2023-06-15
7	Temperature & Humidity Chamber	GUANGZHOU GOGN WEN	GDS-100	70932	2022-10-06	2023-10-05
8	EMI Test Software	Farad	EZ	/	N/A	N/A
9	3m Full Anechoic Chamber	MRDIANZI	FAC-3M	MR009	2021-09-25	2024-09-24
10	Positioning Controller	Max-Full	MF7802BS	MF780208586	N/A	N/A
11	Active Loop Antenna	SCHWARZBECK	FMZB 1519B	00005	2021-08-29	2024-08-28
12	By-log Antenna	SCHWARZBECK	VULB9163	9163-470	2021-09-12	2024-09-11
13	Horn Antenna	SCHWARZBECK	BBHA 9120D	9120D-1925	2021-09-05	2024-09-04
14	Broadband Horn Antenna	SCHWARZBECK	BBHA 9170	791	2021-08-29	2024-08-28
15	Broadband Preamplifier	SCHWARZBECK	BBV9719	9719-025	2022-06-16	2023-06-15
16	EMI Test Receiver	R&S	ESR 7	101181	2022-06-16	2023-06-15
17	RS SPECTRUM ANALYZER	R&S	FSP40	100503	2022-10-29	2023-10-28
18	Broadband Preamplifier	/	BP-01M18G	P190501	2022-06-16	2023-06-15
19	WIDEBAND RADIO COMMUNICATION TESTER	R&S	CMW 500	103818	2022-06-16	2023-06-15
20	RF Filter	Micro-Tronics	BRC50718	017	2022-10-29	2023-10-28
21	RF Filter	Micro-Tronics	BRC50719	011	2022-10-29	2023-10-28
22	RF Filter	Micro-Tronics	BRC50720	011	2022-10-29	2023-10-28
23	RF Filter	Micro-Tronics	BRC50721	013	2022-10-29	2023-10-28
24	RF Filter	Micro-Tronics	BRM50702	195	2022-08-17	2023-08-16
25	6dB Attenuator	/	100W/6dB	1172040	2022-06-16	2023-06-15
26	3dB Attenuator	/	2N-3dB	/	2022-10-29	2023-10-28



Shenzhen LCS Compliance Testing Laboratory Ltd.

Add: Room 101, 201, Building A and Room 301, Building C, Juji Industrial Park, Yabianxueziwei, Shajing Street, Bao'an District, Shenzhen, Guangdong, China

Tel: +(86) 0755-82591330 | E-mail: webmaster@lcs-cert.com | Web: www.lcs-cert.com

Scan code to check authenticity



5. PHOTOGRAPHS OF TEST SETUP

Please refer to separated files Appendix D for Photographs of Test Setup_RF.

6. PHOTOGRAPHS OF THE EUT

Please refer to separated files Appendix C for Photographs of The EUT.





Annex A

Transmitter maximum output power

The worst test result of maximum output power for WCDMA Band I

Test Condition		Measure Result (dBm)			Nominal Output Power (dBm)	Conclusion
Temperature (°C)	Voltage (Vdc)	Low Channel 9612	Middle Channel 9750	High Channel 9888		
TL	VL	22.98	22.91	22.86	24	Pass
	VN	23.01	22.94	22.99		Pass
	VH	22.86	22.89	22.86		Pass
TN	VL	23.16	23.14	23.15		Pass
	VN	23.22	23.18	23.20		Pass
	VH	23.09	23.02	23.00		Pass
TH	VL	22.80	22.81	22.75		Pass
	VN	22.94	22.93	22.89		Pass
	VH	22.82	22.87	22.89		Pass

The worst test result of maximum output power for WCDMA Band I (HSUPA)

Test Condition		Measure Result (dBm)			Nominal Output Power (dBm)	Conclusion
Temperature (°C)	Voltage (Vdc)	Low Channel 9612	Middle Channel 9750	High Channel 9888		
TL	VL	21.93	21.89	21.95	24	Pass
	VN	21.95	21.97	21.95		Pass
	VH	21.84	21.84	21.83		Pass
TN	VL	22.20	22.18	22.15		Pass
	VN	22.26	22.20	22.17		Pass
	VH	22.13	22.18	22.26		Pass
TH	VL	21.83	21.82	21.81		Pass
	VN	21.72	21.75	21.73		Pass
	VH	21.71	21.77	21.76		Pass

The worst test result of maximum output power for WCDMA Band I (HSDPA)

Test Condition		Measure Result (dBm)			Nominal Output Power (dBm)	Conclusion
Temperature (°C)	Voltage (Vdc)	Low Channel 9612	Middle Channel 9750	High Channel 9888		
TL	VL	21.91	21.88	21.90	24	Pass
	VN	21.96	21.99	21.96		Pass
	VH	21.88	21.82	21.86		Pass
TN	VL	22.20	22.15	22.11		Pass
	VN	22.10	22.11	22.04		Pass
	VH	22.21	22.16	22.17		Pass
TH	VL	21.67	21.65	21.67		Pass
	VN	21.82	21.80	21.72		Pass
	VH	21.70	21.70	21.67		Pass



Shenzhen LCS Compliance Testing Laboratory Ltd.

Add: Room 101, 201, Building A and Room 301, Building C, Juji Industrial Park, Yabianxueziwei, Shajing Street, Bao'an District, Shenzhen, Guangdong, China

Tel: +(86) 0755-82591330 | E-mail: webmaster@lcs-cert.com | Web: www.lcs-cert.com

Scan code to check authenticity



The worst test result of maximum output power for WCDMA Band VIII

Test Condition		Measure Result (dBm)			Nominal Output Power (dBm)	Conclusion
Temperature (°C)	Voltage (Vdc)	Low Channel 2713	Middle Channel 2788	High Channel 2862		
TL	VL	22.79	22.77	22.78	24	Pass
	VN	22.95	22.94	22.92		Pass
	VH	22.77	22.77	22.77		Pass
TN	VL	23.02	23.08	23.14		Pass
	VN	23.08	23.12	23.16		Pass
	VH	22.89	22.87	22.93		Pass
TH	VL	22.84	22.84	22.77		Pass
	VN	22.75	22.71	22.69		Pass
	VH	22.66	22.72	22.71		Pass

The worst test result of maximum output power for WCDMA Band VIII (HSUPA)

Test Condition		Measure Result (dBm)			Nominal Output Power (dBm)	Conclusion
Temperature (°C)	Voltage (Vdc)	Low Channel 2713	Middle Channel 2788	High Channel 2862		
TL	VL	21.93	21.89	21.94	24	Pass
	VN	21.86	21.90	21.92		Pass
	VH	21.85	21.87	21.81		Pass
TN	VL	21.96	21.93	21.99		Pass
	VN	22.07	22.02	22.09		Pass
	VH	21.99	21.98	22.04		Pass
TH	VL	21.75	21.70	21.62		Pass
	VN	21.72	21.74	21.73		Pass
	VH	21.72	21.74	21.77		Pass

The worst test result of maximum output power for WCDMA Band VIII (HSDPA)

Test Condition		Measure Result (dBm)			Nominal Output Power (dBm)	Conclusion
Temperature (°C)	Voltage (Vdc)	Low Channel 2713	Middle Channel 2788	High Channel 2862		
TL	VL	21.86	21.78	21.83	24	Pass
	VN	21.90	21.88	21.84		Pass
	VH	21.79	21.85	21.83		Pass
TN	VL	21.87	21.90	21.92		Pass
	VN	22.05	22.02	22.03		Pass
	VH	21.84	21.76	21.74		Pass
TH	VL	21.70	21.66	21.74		Pass
	VN	21.64	21.65	21.57		Pass
	VH	21.67	21.69	21.69		Pass



Shenzhen LCS Compliance Testing Laboratory Ltd.

Add: Room 101, 201, Building A and Room 301, Building C, Juji Industrial Park, Yabianxueziwei, Shajing Street, Bao'an District, Shenzhen, Guangdong, China

Tel: +(86) 0755-82591330 | E-mail: webmaster@lcs-cert.com | Web: www.lcs-cert.com

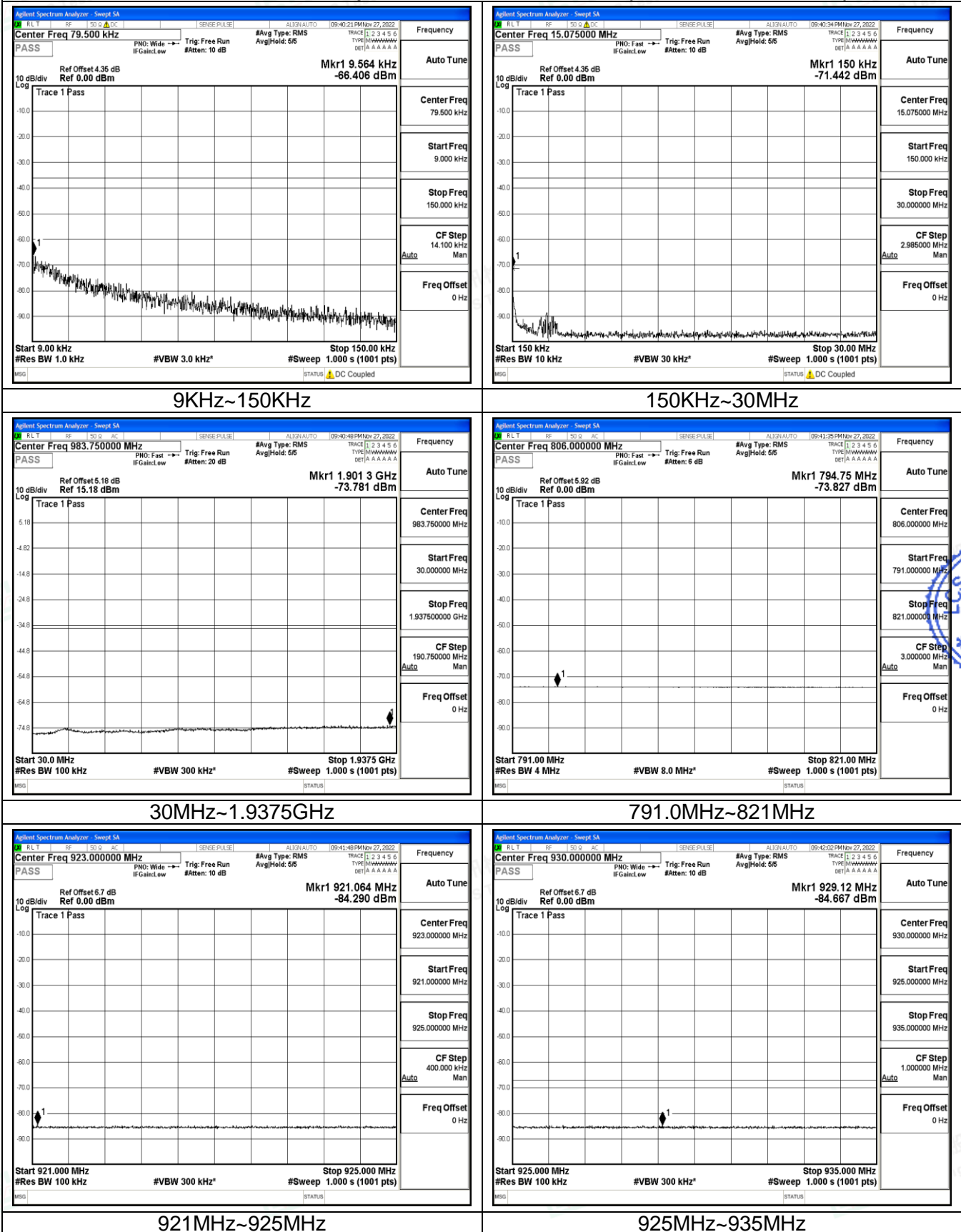
Scan code to check authenticity



Transmitter spurious emissions


(Note: Only Record The Worst Test Result.)

The Worst Test Result of Spurious Emissions for Band I (Middle Channel, Traffic)



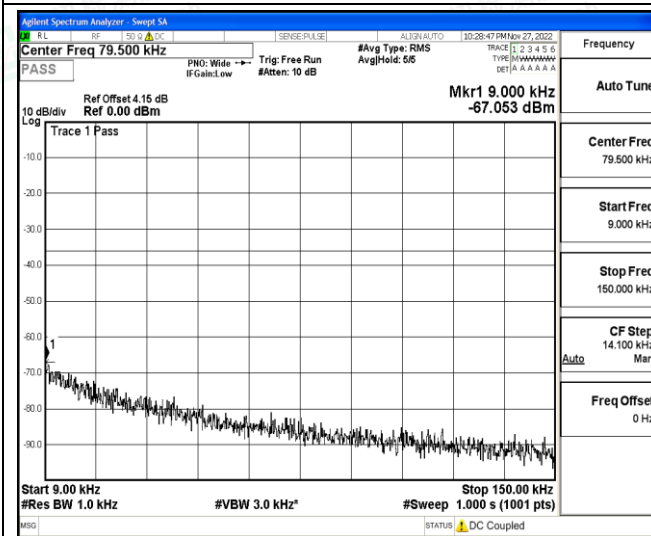


The Worst Test Result of Spurious Emissions for Band I (Middle Channel, Traffic)

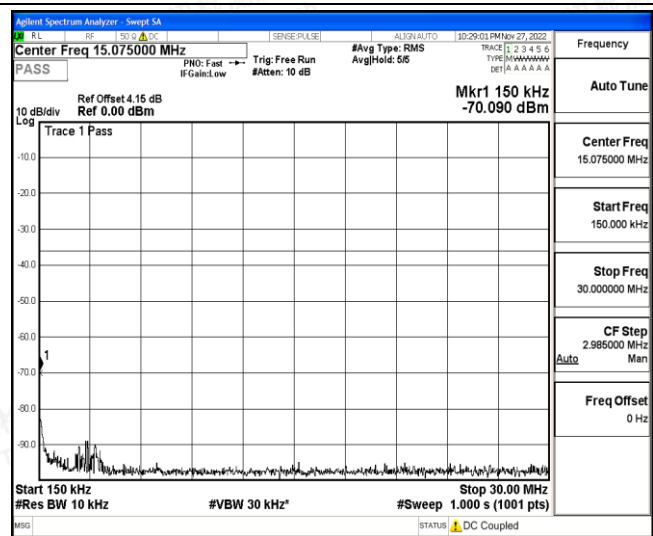




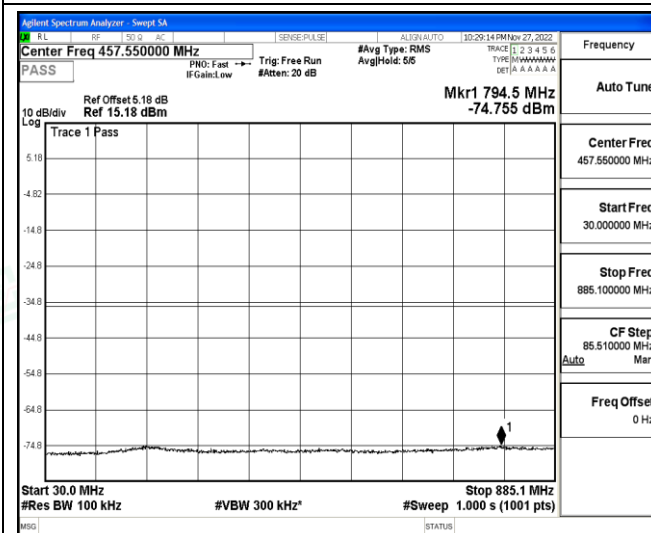
The Worst Test Result of Spurious Emissions for Band VIII (Middle Channel, Traffic)



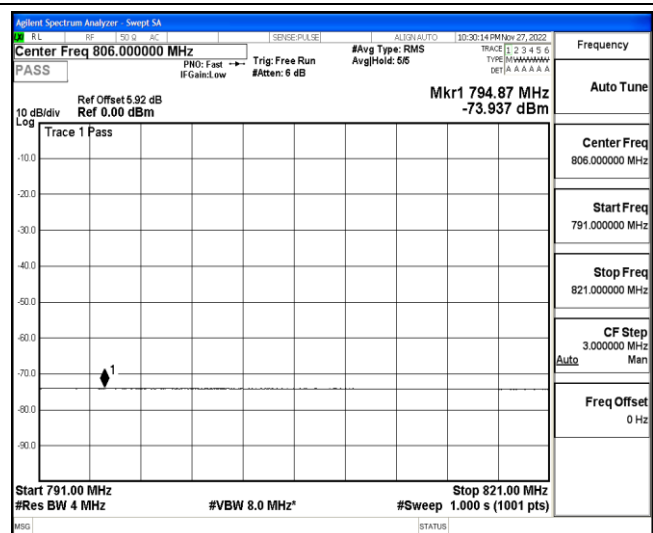
9KHz~150KHz



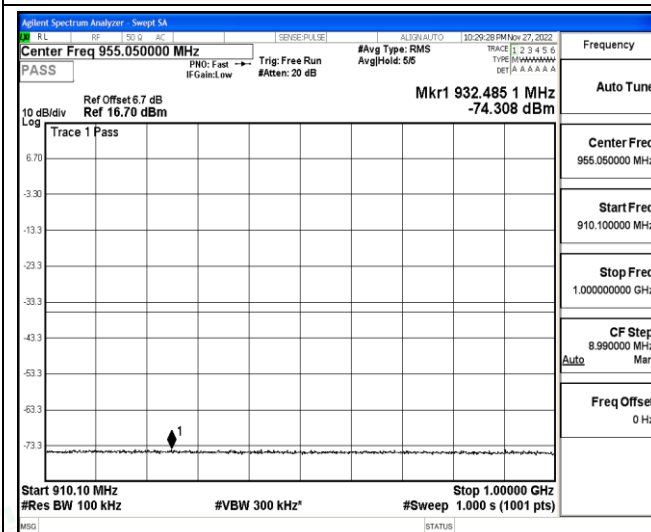
150KHz~30MHz



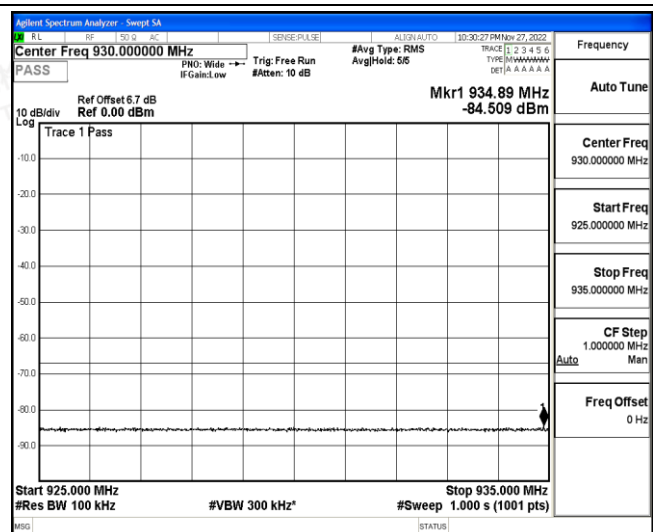
30MHz~885.1MHz



791MHz~821MHz



910.1MHz~1GHz



925MHz~935MHz



Shenzhen LCS Compliance Testing Laboratory Ltd.

Add: Room 101, 201, Building A and Room 301, Building C, Juji Industrial Park, Yabianxueziwei, Shajing Street, Bao'an District, Shenzhen, Guangdong, China

Tel: +(86) 0755-82591330 | E-mail: webmaster@lcs-cert.com | Web: www.lcs-cert.com

Scan code to check authenticity




The Worst Test Result of Spurious Emissions for Band VIII (Middle Channel, Traffic)





The Worst Test Result of Spurious Emissions for Band VIII (Middle Channel, Traffic)





Transmitter spurious emissions

Radiated spurious emissions - MS allocated a channel(Worst Case)

WCDMA Band I: Middle Channel, Normal condition				
Frequency (MHz)	Radiated Spurious Emission		Limit (dBm)	Test Result
	Polarization	Level(dBm)		
55.12	Horizontal	-78.21	-36.00	Pass
710.19	H	-71.75	-36.00	
3822.79	H	-67.27	-30.00	
5735.87	H	-56.11	-30.00	
7642.06	H	-56.59	-30.00	
WCDMA Band I: Middle Channel, Normal condition				
Frequency (MHz)	Radiated Spurious Emission		Limit (dBm)	Test Result
	Polarization	Level(dBm)		
52.68	Vertical	-78.70	-36.00	Pass
832.18	V	-77.44	-36.00	
3825.55	V	-67.83	-30.00	
5735.70	V	-56.87	-30.00	
7642.02	V	-50.12	-30.00	

WCDMA Band VIII: Middle Channel, Normal condition				
Frequency (MHz)	Radiated Spurious Emission		Limit (dBm)	Test Result
	Polarization	Level(dBm)		
50.51	Horizontal	-75.18	-36.00	Pass
961.19	H	-70.78	-36.00	
1283.81	H	-66.71	-30.00	
2581.58	H	-57.42	-30.00	
3501.91	H	-53.43	-30.00	
WCDMA Band VIII: Middle Channel, Normal condition				
Frequency (MHz)	Radiated Spurious Emission		Limit (dBm)	Test Result
	Polarization	Level(dBm)		
56.77	Vertical	-74.23	-36.00	Pass
830.62	V	-77.54	-36.00	
1284.32	V	-63.69	-30.00	
2580.33	V	-58.00	-30.00	
3500.55	V	-53.79	-30.00	






Radiated spurious emissions - MS in Idle Mode(Worst Case)

WCDMA Band I: Middle Channel, Normal condition				
Frequency (MHz)	Radiated Spurious Emission		Limit (dBm)	Test Result
	Polarization	Level(dBm)		
53.79	Horizontal	-70.42	-57.00	Pass
960.16	H	-75.88	-57.00	
1792.85	H	-69.02	-47.00	
2706.67	H	-51.03	-47.00	
3615.86	H	-50.72	-47.00	
WCDMA Band I: Middle Channel, Normal condition				
Frequency (MHz)	Radiated Spurious Emission		Limit (dBm)	Test Result
	Polarization	Level(dBm)		
51.88	Vertical	-76.28	-57.00	Pass
809.90	V	-73.14	-57.00	
1794.79	V	-70.35	-47.00	
2703.94	V	-60.20	-47.00	
3610.39	V	-54.47	-47.00	

WCDMA Band VIII: Middle Channel, Normal condition				
Frequency (MHz)	Radiated Spurious Emission		Limit (dBm)	Test Result
	Polarization	Level(dBm)		
54.34	Horizontal	-73.80	-54.00	Pass
777.78	H	-70.02	-54.00	
1692.67	H	-61.60	-47.00	
2672.32	H	-52.31	-47.00	
3248.90	H	-56.09	-47.00	
WCDMA Band VIII: Middle Channel, Normal condition				
Frequency (MHz)	Radiated Spurious Emission		Limit (dBm)	Test Result
	Polarization	Level(dBm)		
55.09	Vertical	-77.21	-57.00	Pass
934.79	V	-71.63	-57.00	
1696.52	V	-60.34	-47.00	
2677.75	V	-52.85	-47.00	
3247.62	V	-58.50	-47.00	



-----THE END OF REPORT-----

