



## myFirst Fone M1 User Manual

English

Italiano

Melayu

繁體中文

λλυλνε

Tiếng Việt

Polski

čeština

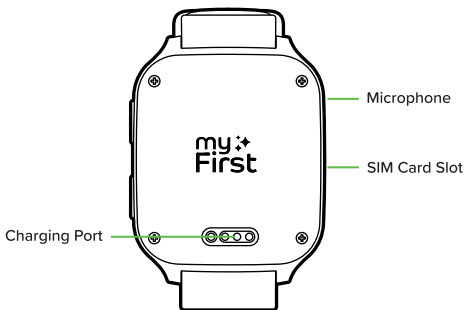
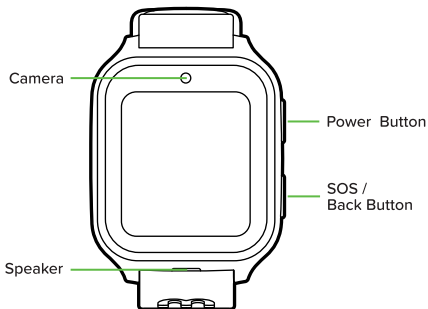
rumunština

български

српски

magyar

Türkçe



### Specifications

- 1.60" AMOLED square display with capacitive touch screen
- 2MP front camera
- Battery capability: 730mAh
- Product Weight: 47g
- SIM type: Nano SIM card
- RAM: 1GB
- Storage: 8GB
- Waterproof rating: IP67
- Positioning: Wi-Fi, GPS, LBS
- 4G LTE: Band 1, Band 3, Band 5, Band 7, Band 8, Band 20, Band 28, Band 38, Band 39, Band 40, Band 41. WCDMA: Band 1, Band 5, Band 8. GSM: 850, 900, 1800, 1900 MHz



myFirst Circle  
Social Circle for Families

Download

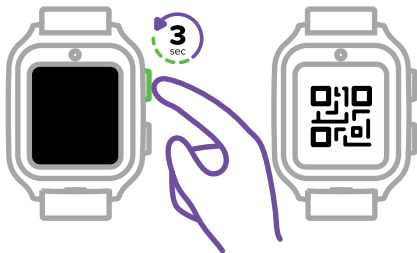


Apple App Store



Google Play


Visit the App Store and Google Play Store to search for and download our app 'myFirst Circle.' This will enable you to effortlessly experience our services and features.



To power on your myFirst Fone, simply press and hold the power button for 3 seconds. The device will start up and initiate a network search. Once it successfully connects to the network, it will display the binding QR code.

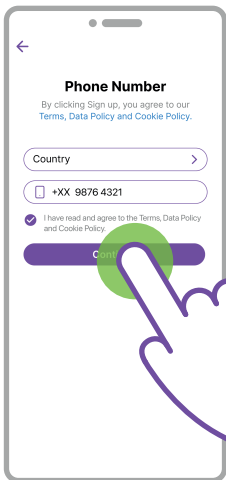
NOTE: If your smartwatch indicates that it cannot connect to the network, kindly get in touch with our customer service.

[support@myfirst.tech](mailto:support@myfirst.tech).



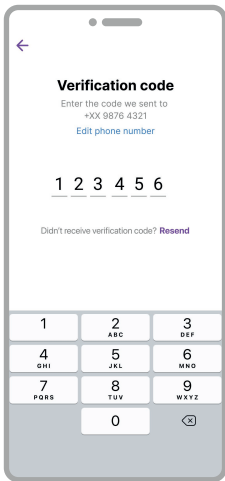
To start using myFirst Circle, log in using your Google, Facebook, or Apple ID.

Existing users can simply click on 'Log in' and use their phone number to login.



For new user registration, you will need to provide your phone number.





←

### Verification code


Enter the code we sent to  
+XX 9876 4321  
[Edit phone number](#)

1 2 3 4 5 6

Didn't receive verification code? [Resend](#)

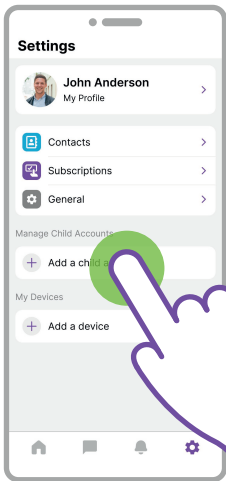
1	2 ABC	3 DEF
4 GHI	5 JKL	6 MNO
7 PQRS	8 TUV	9 WXYZ
0		⌫

Please enter the OTP to verify your phone number.

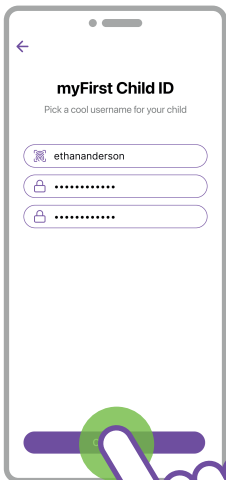


Congratulations, you have successfully completed the user registration.

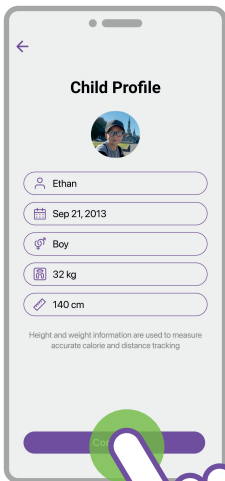
Next, please prepare to create an account for your child.




On the Settings, click on 'Add a Child Account.'



Choose a username for your child account and create a password.

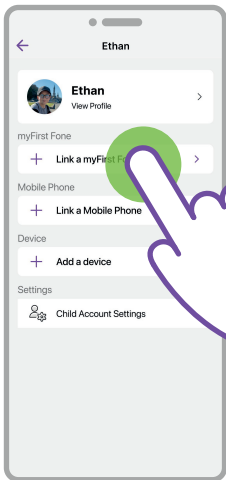


Enter the profile information for the child account, and don't forget to add a nice profile photo.



Great job! You have successfully created an account for your child.

Now, you can proceed to link a myFirst Fone to your child's account.



On the kid's profile, click on 'Link myFirst Fone'.



Scan the QR code on the smartwatch.

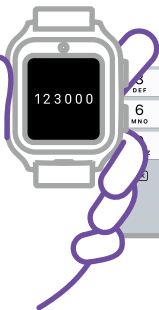


## Verification Code

Enter verification code sent to your watch

1 2 3 0 0 0

Didn't receive verification code? [Resend](#)



An OTP will be sent to the myFirst Fone. Please enter this OTP in the app.



### Congrats!

You have setup the myFirst Fone for  
Ethan Anderson

Continue

Great! Your myFirst Fone should now be successfully linked.

## FAQ

**Q:** How long does the battery last on standby mode?

**A:** Actual working time varies based on the smartwatch's settings and the frequency of the location updates. myFirst Fone is rated for up to 24 working hours in standby mode.

**Q:** Are there any age requirements to use the myFirst Fone?

**A:** There are no age requirements, but the device is best suited to children between 6 to 12 years old.

**Q:** Are the materials that myFirst Fone made from safe?

**A:** All the materials used in the myFirst Fone production comply with European standards.

**Q:** Can myFirst Fone harm my child's health with radiation?

**A:** The myFirst Fone cell module's radiation level is much lower than the limit set by the European standard.

**Q:** Is myFirst Fone waterproof?

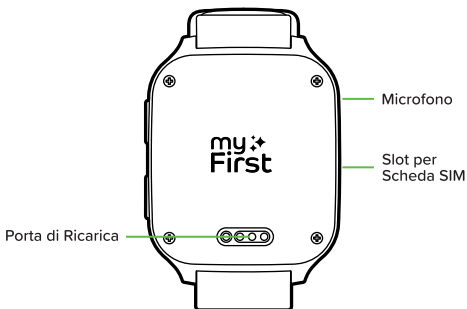
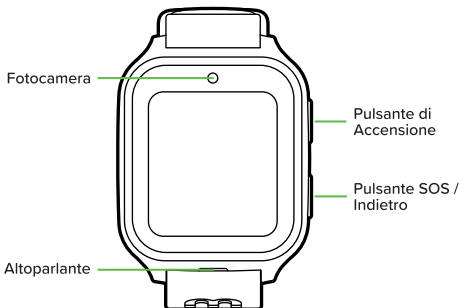
**A:** myFirst Fone is protected from sweat, drips of water, rain and can be briefly submerged into the water to a depth of up to 1 meter, however the device should be removed before swimming or taking a shower.

**Q:** Is connection to the Internet required for the geo-positioning function to work?

**A:** Connection to the Internet is required to send the location data.

## Remarks

- **GPS:** Accuracy of location may be affected by network coverage, atmospheric factors and signal strength.
- The manufacturer holds the right to change the construction, including accessories and contents of the box, or the manufacturing technique without any notice in order to improve any properties of the device, given that this does not void any quality standards and laws of the country of manufacturing/ transit/sale.
- Do not let small children and pets to play with myFirst Fone R1s. The device contains small parts, which can cause harm.
- In case of submersion, remove the device from the water immediately, switch it on and clean with a dry cloth. Do not submerge the device into salt water.
- Do not wear the watch for swimming and bathing.
- Water resistance isn't a permanent condition and may diminish over time.
- Staying indoors, atmospheric conditions, as well as other signal distortion sources can harm the GPS tracking accuracy.
- Keep away from fire and high temperatures.
- Do not allow dust or dirt to enter the device.
- Do not drop or hit the device. Careless handling can lead to damage of the integrated board and mechanical parts.
- Charger output must be: 5V 1A.



## Specifiche

- Display AMOLED da 1,60" con schermo tattile capacitivo
- Fotocamera frontale da 2 MP
- Capacità della batteria: 730 mAh
- Peso del prodotto: 47 g
- Tipo di SIM: Nano SIM card
- RAM: 1 GB
- Memoria interna: 8 GB
- Grado di impermeabilità: IPX7
- Posizionamento: Wi-Fi, GPS, LBS
- 4G LTE: Bande 1, 3, 5, 7, 8, 20, 28, 38, 39, 40, 41. WCDMA: Bande 1, 5, 8. GSM: 850, 900, 1800, 1900 MHz



myFirst Circle  
Social Circle for Families

Download

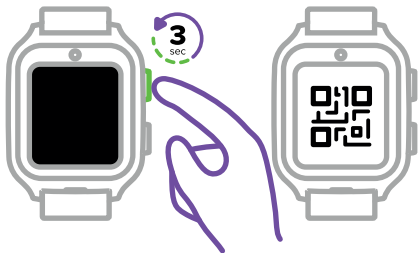


App Store



Google Play

Visita l'App Store e il Google Play Store per cercare e scaricare la nostra app "myFirst Circle". Questo ti permetterà di sperimentare facilmente i nostri servizi e funzionalità.




Per accendere il tuo myFirst Fone, tieni semplicemente premuto il pulsante di accensione per 3 secondi. Il dispositivo si avvierà e inizierà la ricerca della rete. Una volta connesso con successo alla rete, verrà visualizzato il codice QR di associazione.

NOTA: Se il tuo smartwatch indica che non riesce a connettersi alla rete, contatta il nostro servizio clienti all'indirizzo.

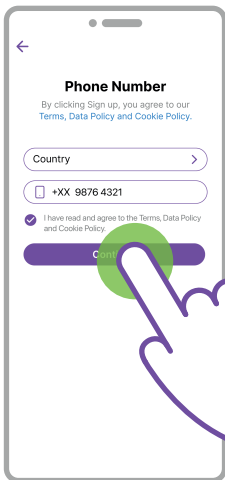
[support@myfirst.tech](mailto:support@myfirst.tech).



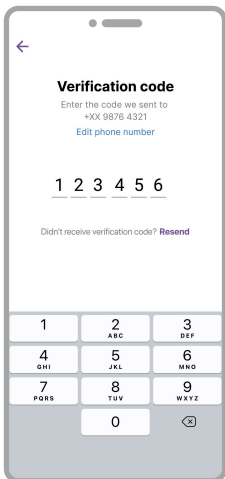


Per iniziare a usare myFirst Circle, accedi utilizzando il tuo account Google, Facebook o Apple ID.


Gli utenti esistenti possono semplicemente cliccare su "Login" e utilizzare il loro numero di telefono per accedere.



Per la registrazione di un nuovo utente, sarà necessario fornire il tuo numero di telefono.

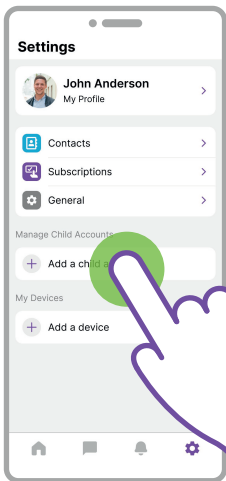


Inserisci il codice OTP per verificare il tuo numero di telefono.

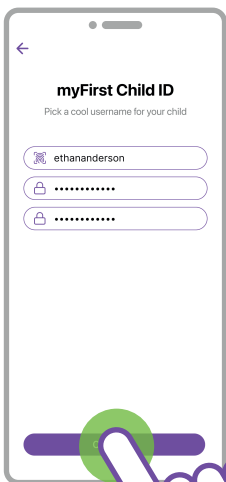


Congratulazioni, hai completato con successo la registrazione.

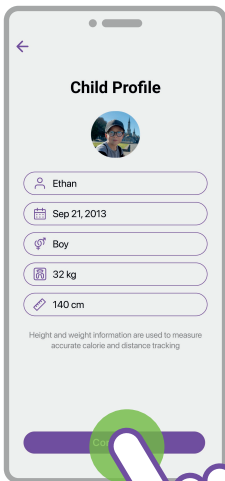
Ora, prepara a creare un account per tuo figlio.




Nelle Impostazioni, fai clic su "Aggiungi un account bambino".



Scegli un nome utente per l'account di tuo figlio e crea una password.

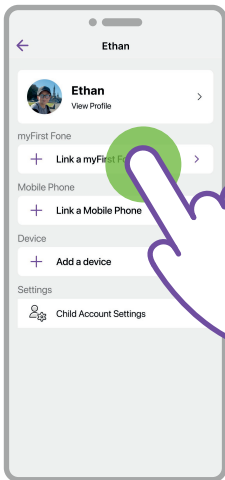


Inserisci le informazioni del profilo per l'account di tuo figlio e non dimenticare di aggiungere una bella foto del profilo.



Ottimo lavoro! Hai creato con successo un account per tuo figlio.

Ora puoi procedere a collegare un myFirst Fone all'account di tuo figlio.



Sul profilo del bambino, fai clic su "Collega myFirst Fone".



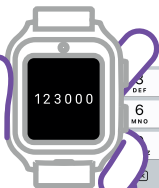
Sul profilo del bambino, fai clic su "Collega myFirst Fone".

## Verification Code

Enter verification code sent to your watch

1 2 3 0 0 0

Didn't receive verification code? [Resend](#)



Sul profilo del bambino, fai clic su "Collega myFirst Fone".



### Congrats!

You have setup the myFirst Fone for  
Ethan Anderson

Continue

Ottimo! Il tuo myFirst Fone dovrebbe essere ora collegato con successo.

## FAQ (Domande Frequenti)

D: Quanto dura la batteria in modalità standby?

R: Il tempo di funzionamento effettivo varia in base alle impostazioni dello smartwatch e alla frequenza degli aggiornamenti della posizione. myFirst Fone è progettato per durare fino a 24 ore in modalità standby.

D: Ci sono requisiti di età per l'uso di myFirst Fone?

R: Non ci sono requisiti di età, ma il dispositivo è più adatto ai bambini tra i 6 e i 12 anni.

D: I materiali utilizzati in myFirst Fone sono sicuri?

R: Tutti i materiali utilizzati nella produzione di myFirst Fone sono conformi agli standard europei.

D: Le radiazioni di myFirst Fone possono nuocere alla salute del mio bambino?

R: Il livello di radiazioni del modulo cellulare di myFirst Fone è molto inferiore al limite stabilito dagli standard europei.

D: myFirst Fone è impermeabile?

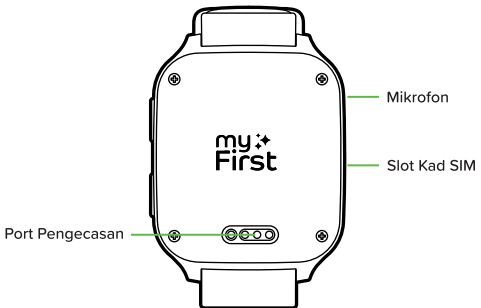
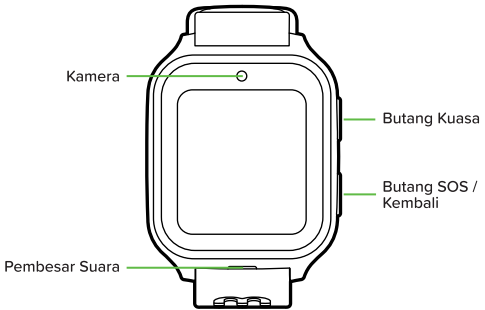
R: myFirst Fone è protetto dal sudore, dalle gocce d'acqua e dalla pioggia e può essere immerso brevemente fino a 1 metro di profondità, ma deve essere rimosso prima di nuotare o fare la doccia.

D: È necessaria la connessione a Internet per il funzionamento della geolocalizzazione?

R: La connessione a Internet è necessaria per inviare i dati di posizione.

## Osservazioni

- GPS: L'accuratezza della posizione può essere influenzata dalla copertura di rete, da fattori atmosferici e dalla potenza del segnale.
- Il produttore si riserva il diritto di modificare la struttura, inclusi accessori e contenuti della confezione, o la tecnica di produzione senza preavviso per migliorare le proprietà del dispositivo, purché ciò non comprometta gli standard di qualità e le leggi del paese di produzione, transito o vendita.
- Non lasciare che bambini piccoli e animali domestici giochino con myFirst Fone R1s. Il dispositivo contiene piccole parti che possono causare danni.
- In caso di immersione, rimuovere immediatamente il dispositivo dall'acqua, spegnerlo e pulirlo con un panno asciutto. Non immergere il dispositivo in acqua salata.
- Non indossare l'orologio per nuotare o fare il bagno.
- La resistenza all'acqua non è una condizione permanente e può diminuire nel tempo.
- Essere al chiuso, le condizioni atmosferiche e altre fonti di distorsione del segnale possono compromettere l'accuratezza del GPS.
- Tenere lontano dal fuoco e dalle alte temperature.
- Non lasciare entrare polvere o sporco nel dispositivo.
- Non far cadere o urtare il dispositivo. Una manipolazione negligente può causare danni alla scheda integrata e alle parti meccaniche.
- L'uscita del caricabatterie deve essere: 5V 1A.



### Spesifikasi

- Paparan AMOLED 1.60" dengan skrin sentuh kapasitif
- Kamera hadapan 2MP
- Kapasiti bateri: 730mAh
- Berat Produk: 47g
- Jenis SIM: Kad SIM Nano
- RAM: 1GB
- Storan: 8GB
- Penarafan kalis air: IPX7
- Kedudukan: Wi-Fi, GPS, LBS
- 4G LTE: Band 1, Band 3, Band 5, Band 7, Band 8, Band 20, Band 28, Band 38, Band 39, Band 40, Band 41. WCDMA: Band 1, Band 5, Band 8. GSM: 850, 900, 1800, 1900 MHZ





myFirst Circle  
Social Circle for Families

Download

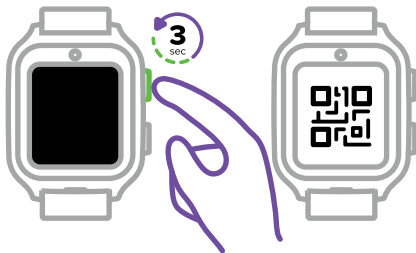


App Store




Google Play

Lawati App Store dan Google Play Store untuk mencari dan memuat turun aplikasi kami "myFirst Circle". Ini akan membolehkan anda menikmati perkhidmatan dan ciri kami dengan mudah.



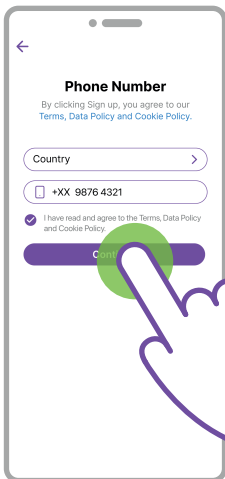
Untuk menghidupkan myFirst Fone anda, tekan dan tahan butang kuasa selama 3 saat. Peranti akan dihidupkan dan memulakan pencarian rangkaian. Setelah berjaya menyambung ke rangkaian, kod QR untuk pemasangan akan dipaparkan.

NOTA: Jika jam tangan pintar anda menunjukkan bahawa ia tidak dapat menyambung ke rangkaian, sila hubungi perkhidmatan pelanggan kami di [support@myfirst.tech](mailto:support@myfirst.tech).

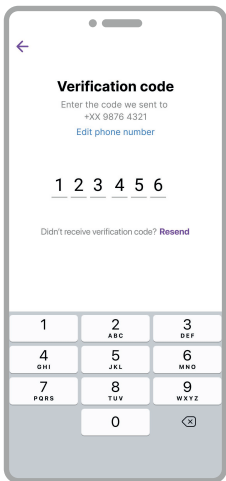


Untuk mula menggunakan myFirst Circle, log masuk menggunakan Google, Facebook, atau Apple ID anda.


Pengguna sedia ada hanya perlu klik pada 'Log Masuk' dan gunakan nombor telefon mereka untuk log masuk.



Untuk pendaftaran pengguna baru, anda perlu memberikan nombor telefon anda.

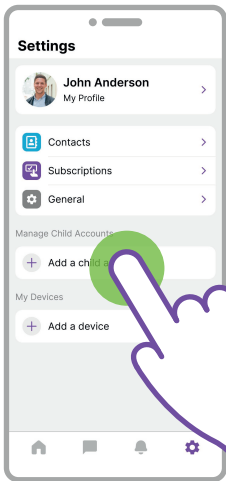


Sila masukkan OTP untuk mengesahkan nombor telefon anda.

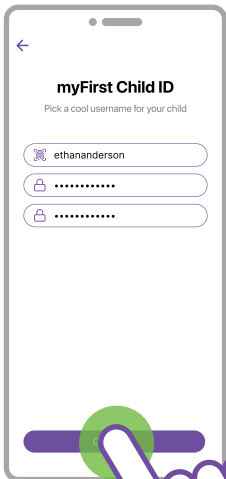


Tahniah, anda telah berjaya menyelesaikan pendaftaran pengguna.

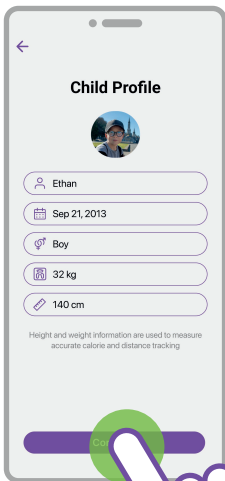
Seterusnya, sila bersedia untuk mencipta akaun untuk anak anda.




Di Tetap, klik pada "Tambah Akaun Kanak-Kanak".



Pilih nama pengguna untuk akaun anak anda dan cipta kata laluan.

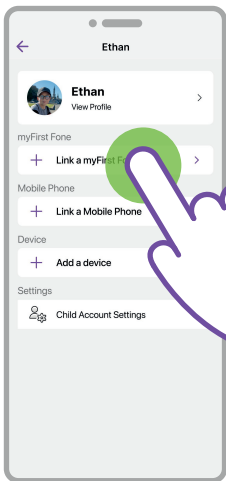


Masukkan maklumat profil untuk akaun anak anda, dan jangan lupa untuk menambah gambar profil yang menarik.



Syabas! Anda telah berjaya mencipta akaun untuk anak anda.

Sekarang, anda boleh meneruskan untuk memautkan myFirst Fone ke akaun anak anda.



Pada profil kanak-kanak, klik 'Pautkan myFirst Fone'.



Imbas kod QR pada jam pintar.

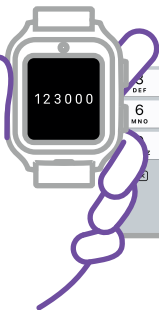


## Verification Code

Enter verification code sent to your watch

1 2 3 0 0 0

Didn't receive verification code? [Resend](#)



OTP akan dihantar ke myFirst Fone. Sila masukkan OTP ini dalam aplikasi.



**Congrats!**

You have setup the myFirst Fone for  
Ethan Anderson

Continue

Hebat! myFirst Fone anda kini sepatutnya berjaya dipautkan.

## FAQ (Soalan Lazim)

S: Berapa lama bateri bertahan dalam mod siap sedia?

J: Masa penggunaan sebenar bergantung pada tetapan jam pintar dan kekerapan kemas kini lokasi. myFirst Fone direka untuk bertahan sehingga 24 jam dalam mod siap sedia.

S: Adakah terdapat syarat umur untuk menggunakan myFirst Fone?

J: Tiada syarat umur, tetapi peranti ini paling sesuai untuk kanak-kanak berumur antara 6 hingga 12 tahun.

S: Adakah bahan yang digunakan dalam myFirst Fone selamat?

J: Semua bahan yang digunakan dalam pengeluaran myFirst Fone mematuhi piawaian Eropah.

S: Adakah radiasi daripada myFirst Fone boleh membahayakan kesihatan anak saya?

J: Tahap radiasi modul selular myFirst Fone jauh lebih rendah daripada had yang ditetapkan oleh piawaian Eropah.

S: Adakah myFirst Fone kalis air?

J: myFirst Fone dilindungi daripada peluh, titisan air dan hujan dan boleh direndam secara ringkas ke dalam air sehingga kedalaman 1 meter, tetapi peranti ini harus ditanggalkan sebelum berenang atau mandi.

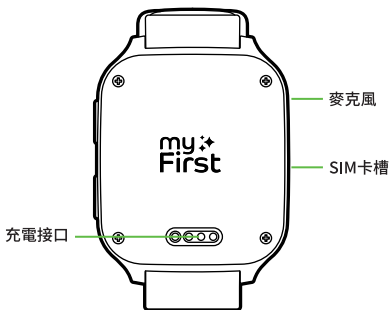
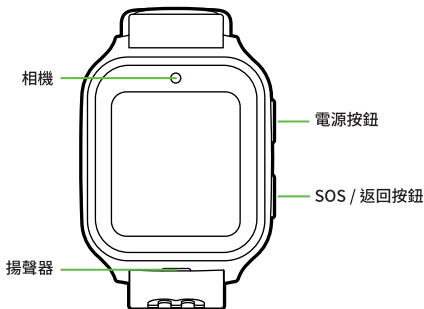
S: Adakah sambungan Internet diperlukan untuk fungsi geolokasi berfungsi?

J: Sambungan Internet diperlukan untuk menghantar data lokasi.

## Perhatian

- GPS: Ketepatan lokasi boleh dipengaruhi oleh liputan rangkaian, faktor atmosfera dan kekuatan isyarat.
- Pengilang berhak mengubah struktur, termasuk aksesori dan kandungan kotak, atau teknik pembuatan tanpa notis untuk meningkatkan sebarang sifat peranti, selagi ini tidak melanggar piawaian kualiti dan undang-undang negara pembuatan, transit atau penjualan.
- Jangan biarkan kanak-kanak kecil dan haiwan peliharaan bermain dengan myFirst Fone R1s. Peranti ini mengandungi bahagian kecil yang boleh menyebabkan bahaya.
- Jika peranti terendam dalam air, segera keluarkannya, matikan dan lap dengan kain kering. Jangan rendam peranti dalam air masin.
- Jangan pakai jam tangan ini semasa berenang atau mandi.
- Rintangan air bukan keadaan kekal dan boleh berkurang dari semasa ke semasa.
- Berada di dalam bangunan, keadaan atmosfera serta sumber gangguan isyarat lain boleh menjejaskan ketepatan penjejakan GPS.
- Jauhkan daripada api dan suhu tinggi.
- Jangan biarkan habuk atau kotoran masuk ke dalam peranti.
- Jangan jatuhkan atau hentakkan peranti. Pengendalian yang cuai boleh menyebabkan kerosakan pada papan litar dan bahagian mekanikal.
- Output pengecas mestilah: 5V 1A.





## 規格

- 1.60" AMOLED 顯示屏，具備電容式觸控螢幕
- 2MP 前置相機
- 電池容量：730mAh
- 產品重量：47g
- SIM卡類型：Nano SIM卡
- RAM：1GB
- 儲存空間：8GB
- 防水等級：IPX7
- 定位功能：Wi-Fi、GPS、LBS
- 4G LTE: Band 1, Band 3, Band 5, Band 7, Band 8, Band 20, Band 28, Band 38, Band 39, Band 40, Band 41. WCDMA: Band 1, Band 5, Band 8. GSM: 850, 900, 1800, 1900 MHZ



myFirst Circle  
Social Circle for Families

Download

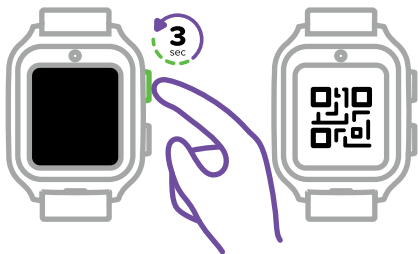


Apple App Store



Google Play


訪問 App Store 和 Google Play Store，搜索並下載我們的應用程式「myFirst Circle」。這將讓您輕鬆體驗我們的服務與功能。



要開啟您的 myFirst Fone，只需長按電源按鈕 3 秒。設備將啟動並開始搜尋網路。一旦成功連接到網路，螢幕上將顯示綁定 QR 碼。

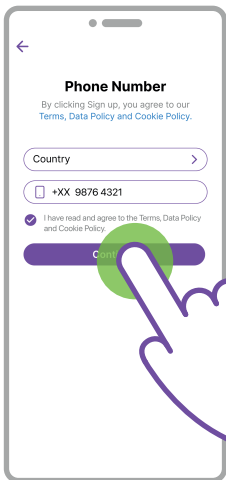
注意：如果您的智慧手錶顯示無法連接到網路，請聯繫我們的客戶服務部門：

support@myfirst.tech。

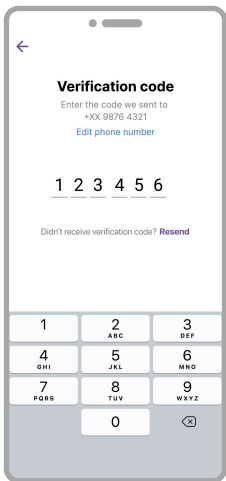


開始使用 myFirst Circle，請使用您的 Google、Facebook 或 Apple ID 登錄。

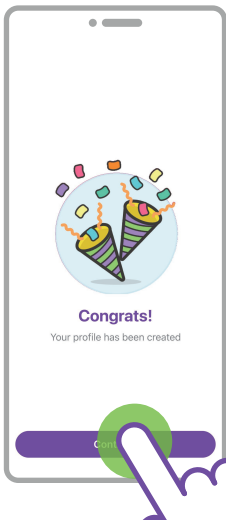
現有用戶只需點擊「登錄」，並使用他們的電話號碼進行登錄即可。



新用戶註冊時，您需要提供您的電話號碼。

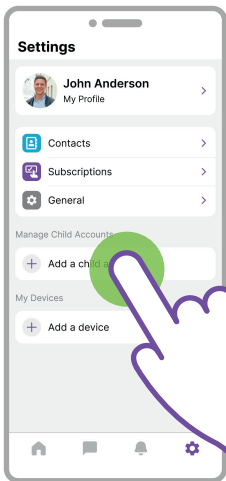


請輸入 OTP 驗證您的電話號碼。

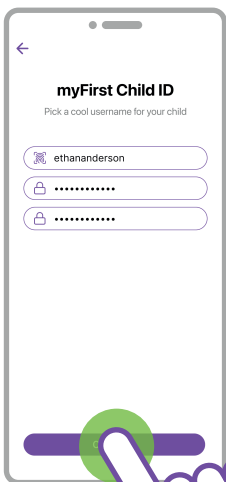


恭喜您，成功完成用戶註冊。

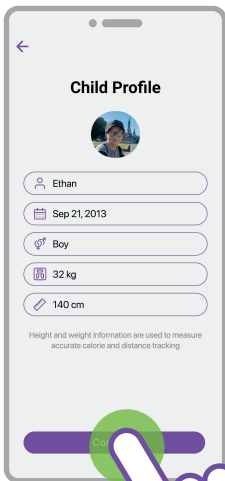
接下來，請準備為您的孩子創建一個帳戶。




在設置中，點擊「新增兒童帳戶」。



為孩子的帳戶選擇一個用戶名並創建密碼。

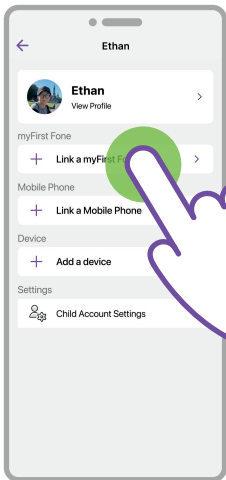


輸入孩子帳戶的個人資料，別忘了添加一張漂亮的個人照片。



做得好！您已成功為孩子創建帳戶。

現在，您可以繼續將 myFirst Fone 連接到孩子的帳戶。



在孩子的個人資料頁面，點擊「連接 myFirst Fone」。



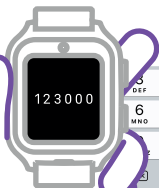
掃描智能手錶上的 QR 碼。

## Verification Code

Enter verification code sent to your watch

1 2 3 0 0 0

Didn't receive verification code? [Resend](#)



一次性密碼 (OTP) 將發送到 myFirst Fone。請在應用程式中輸入此 OTP。



### Congrats!

You have setup the myFirst Fone for  
Ethan Anderson

Continue

太棒了！您的 myFirst Fone 現已成功連接。



## FAQ

Q: 電池在待機模式下能持續多久？

A: 實際工作時間根據智能手錶的設置和位置更新的頻率而有所不同。myFirst Fone 在待機模式下最長可工作 24 小時。

Q: 使用 myFirst Fone 有年齡限制嗎？

A: 沒有年齡限制，但該設備最適合 6 至 12 歲的兒童使用。

Q: myFirst Fone 所使用的材料安全嗎？

A: myFirst Fone 生產中使用的所有材料均符合歐洲標準。

Q: myFirst Fone 的輻射會危害我孩子的健康嗎？

A: myFirst Fone 通訊模組的輻射水平遠低於歐洲標準設定的限值。

Q: myFirst Fone 防水嗎？

A: myFirst Fone 可防汗、防滴水、防雨，並可短暫浸入水中，深度不超過 1 米。然而，在游泳或洗澡前應取下設備。

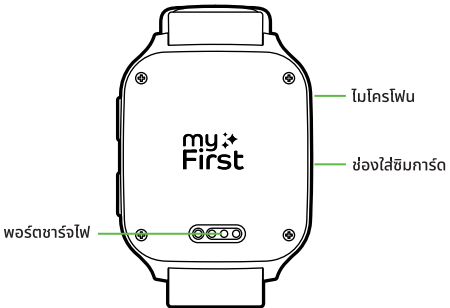
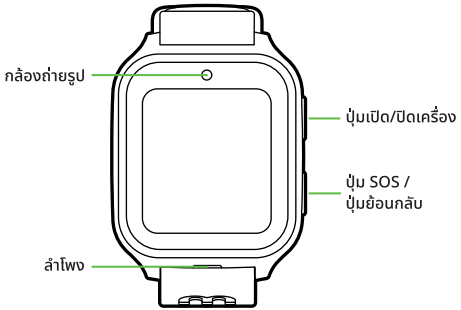
Q: 地理定位功能是否需要連接互聯網才能運作？

A: 需要連接互聯網才能發送位置數據。

### 備註：

- GPS：定位準確性可能會受到網絡覆蓋、大氣因素和信號強度的影響。
- 製造商保留在不另行通知的情況下更改結構（包括配件和包裝內容）或製造技術的權利，以改善設備的任何性能，前提是此舉不違反生產/轉運/銷售國家的質量標準和法律。
- 請勿讓幼兒和寵物玩耍 myFirst Fone R1s。該設備包含小零件，可能會造成傷害。
- 如果設備浸入水中，請立即將其從水中取出，關閉設備並用乾布擦拭乾淨。請勿將設備浸入鹽水中。
- 請勿佩戴手錶游泳或洗澡。
- 防水性能並非永久狀態，可能會隨時間減弱。
- 在室內、大氣條件以及其他信號干擾源可能會影響 GPS 追蹤的準確性。
- 請遠離火源和高溫環境。
- 請勿讓灰塵或污垢進入設備。
- 請勿摔落或撞擊設備。不慎操作可能會損壞內部電路板和機械部件。
- 充電器輸出必須為：5V 1A。

## แบบไทย



### ข้อมูลจำเพาะ

- จอแสดงผล AMOLED ขนาด 1.60 นิ้ว พร้อมหน้าจอสัมผัสแบบ Capacitive
- กล้องหน้าความละเอียด 2MP
- ความจุแบตเตอรี่: 730mAh
- น้ำหนักผลิตภัณฑ์: 47 กรัม
- ประเภทซิม: นาโนซิมการ์ด
- RAM: 1GB
- พื้นที่จัดเก็บข้อมูล: 8GB
- ระดับการกันน้ำ: IPX7
- ระบบระบุตำแหน่ง: Wi-Fi, GPS, LBS
- 4G LTE: Band 1, Band 3, Band 5, Band 7, Band 8, Band 20, Band 28, Band 38, Band 39, Band 40, Band 41. WCDMA: Band 1, Band 5, Band 8. GSM: 850, 900, 1800, 1900 MHz

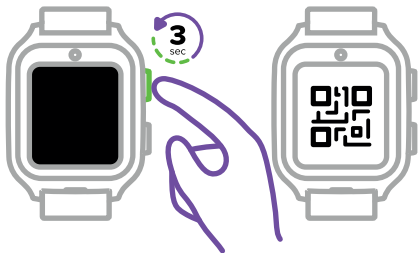


myFirst Circle  
Social Circle for Families

Download




เยี่ยมชม App Store และ Google Play Store เพื่อค้นหาและดาวน์โหลดแอปของเรา ""myFirst Circle"" ซึ่งจะช่วยให้คุณสามารถสัมผัสบริการและฟีเจอร์ของเราได้อย่างง่ายดาย"



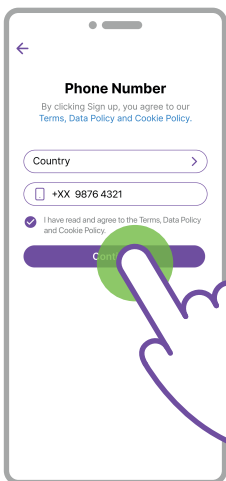
ในการเปิด myFirst Fone ของคุณ เพียงกดปุ่มเปิดค้างไว้ 3 วินาที อุปกรณ์จะเริ่มทำงานและค้นหาเครือข่าย เมื่อเชื่อมต่อกับเครือข่ายสำเร็จ จะมีการแสดงรหัส QR สำหรับการเชื่อมต่อ

หมายเหตุ: หากสมาร์ทวอชของคุณแสดงว่าไม่สามารถเชื่อมต่อเครือข่ายได้ โปรดติดต่อฝ่ายบริการลูกค้าของเราที่ [support@myfirst.tech](mailto:support@myfirst.tech)

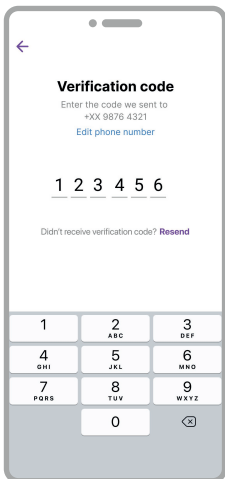


ในการเริ่มใช้งาน myFirst Circle ให้ล็อกอินด้วยบัญชี Google, Facebook หรือ Apple ID ของคุณ


สำหรับผู้ใช้ที่มีบัญชีอยู่แล้ว ให้กด "เข้าสู่ระบบ" และใช้หมายเลขโทรศัพท์เพื่อล็อกอิน



สำหรับการลงทะเบียนผู้ใช้ใหม่ คุณจะต้องระบุหมายเลขโทรศัพท์ของคุณ

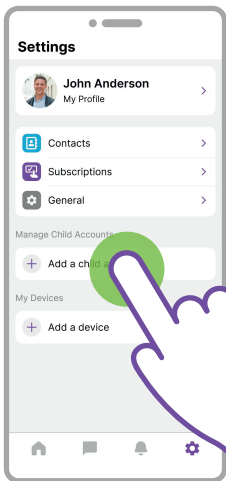


"กรุณาใส่รหัส OTP เพื่อยืนยันหมายเลขโทรศัพท์ของคุณ"

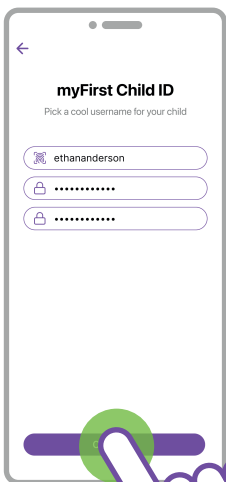


ขอแสดงความยินดี คุณได้ลงทะเบียนสำเร็จเรียบร้อยแล้ว

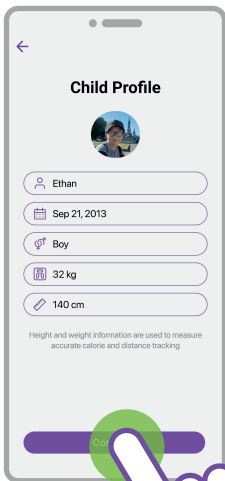
ขั้นตอนถัดไป กรุณาเตรียมสร้างบัญชีสำหรับลูกของคุณ




ในการตั้งค่า ให้คลิก  
"เพิ่มบัญชีเด็ก"



เลือกชื่อผู้ใช้สำหรับบัญชีของคุณ  
และสร้างรหัสผ่าน

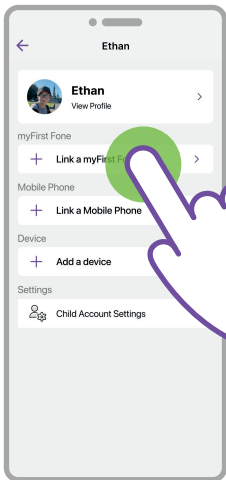


ป้อนข้อมูลโปรไฟล์สำหรับบัญชี  
ของลูกคุณ และอย่าลืมเพิ่มรูป  
โปรไฟล์ที่สวยงาม



เยี่ยมมาก! คุณได้สร้างบัญชี  
สำหรับลูกของคุณสำเร็จแล้ว

ตอนนี้คุณสามารถดำเนินการเชื่อม  
ต่อ myFirst Fone กับบัญชีของ  
ลูกคุณได้



บนโปรไฟล์ของเด็ก ให้คลิกที่  
'เชื่อมโยง myFirst Fone'



สแกนคิวอาร์โค้ดบนสมาร์ทวอatches

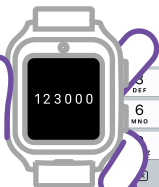


## Verification Code

Enter verification code sent to your watch

1 2 3 0 0 0

Didn't receive verification code? [Resend](#)



รหัส OTP จะถูกส่งไปยัง  
myFirst Fone กรุณากรอกรหัส  
OTP นี้ในแอป



### Congrats!

You have setup the myFirst Fone for  
Ethan Anderson

Continue

ยอดเยี่ยม! myFirst Fone ของ  
คุณเชื่อมต่อสำเร็จแล้ว

## คำถามที่พบบ่อย

Q: แบตเตอรี่ใช้งานได้นานแค่ไหนในโหมดสแตนด์บาย?

A: ระยะเวลาการใช้งานจริงขึ้นอยู่กับค่าของสมาร์ทวอชซ์และความถี่ของการอัปเดตตำแหน่ง myFirst Fone สามารถใช้งานได้นานถึง 24 ชั่วโมงในโหมดสแตนด์บาย

Q: มีข้อกำหนดด้านอายุสำหรับการใช้ myFirst Fone หรือไม่?

A: ไม่มีข้อกำหนดด้านอายุ แต่เหมาะสำหรับเด็กอายุระหว่าง 6 ถึง 12 ปีมากที่สุด

Q: วัสดุที่ใช้ในการผลิต myFirst Fone ปลอดภัยหรือไม่?

A: วัสดุทั้งหมดที่ใช้ในการผลิต myFirst Fone เป็นไปตามมาตรฐานยุโรป

Q: myFirst Fone มีรังสีที่เป็นอันตรายต่อสุขภาพของเด็กหรือไม่?

A: ระดับรังสีของโมดูลเซลล์ของ myFirst Fone ต่ำกว่าขีดจำกัดที่กำหนดโดยมาตรฐานยุโรปมาก

Q: myFirst Fone กันน้ำหรือไม่?

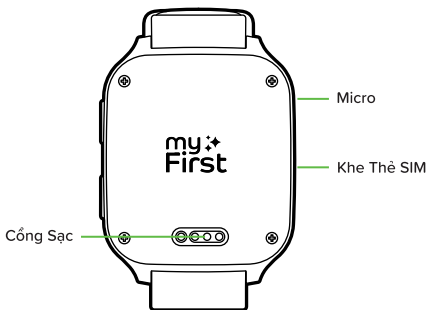
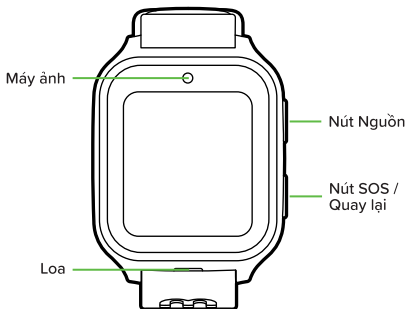
A: myFirst Fone สามารถป้องกันเหงื่อ หยดน้ำ และฝน และสามารถแช่น้ำได้ชั่วคราวลึกสูงสุด 1 เมตร อย่างไรก็ตาม ควรถอดอุปกรณ์ออกก่อนว่ายน้ำหรืออาบน้ำ

Q: จำเป็นต้องเชื่อมต่ออินเทอร์เน็ตเพื่อให้ฟังก์ชันระบุตำแหน่งทำงานหรือไม่?

A: จำเป็นต้องเชื่อมต่ออินเทอร์เน็ตเพื่อส่งข้อมูลตำแหน่ง

## ข้อควรระวัง

- GPS: ความแม่นยำของตำแหน่งอาจได้รับผลกระทบจากความครอบคลุมของเครือข่าย บัญชีทางบรรยากาศ และความแรงของสัญญาณ
- ผู้ผลิตขอสงวนสิทธิ์ในการเปลี่ยนแปลงโครงสร้าง รวมถึงอุปกรณ์เสริมและเนื้อหาในกล่อง หรือเทคนิคการผลิตโดยไม่ต้องแจ้งให้ทราบล่วงหน้า เพื่อปรับปรุงคุณสมบัติของอุปกรณ์ โดยไม่กระทบต่อมาตรฐานคุณภาพและกฎหมายของประเทศที่ผลิต/ขนส่ง/จำหน่าย
- ห้ามให้เด็กเล็กและสัตว์เลี้ยงเล่นกับ myFirst Fone R1s อุปกรณ์มีชิ้นส่วนขนาดเล็กที่อาจก่อให้เกิดอันตรายได้
- ในกรณีที่อุปกรณ์ตกน้ำให้นำออกจากน้ำทันที ปิดเครื่อง และเช็ดให้แห้งด้วยผ้า ห้ามแช่อุปกรณ์ในน้ำเค็ม
- ห้ามสวมใส่นาฬิกาเพื่อว่ายน้ำหรืออาบน้ำ
- ความสามารถในการกันน้ำไม่คงที่ตลอดเวลาและอาจลดลงเมื่อเวลาผ่านไป
- การอยู่ในอาคาร สภาพอากาศ และแหล่งสัญญาณรบกวนอื่นๆ อาจส่งผลต่อความแม่นยำของ GPS
- เก็บให้ห่างจากไฟและอุณหภูมิสูง
- ห้ามให้ฝุ่นหรือสิ่งสกปรกเข้าสู่ตัวอุปกรณ์
- ห้ามทำตกหรือกระแทกอุปกรณ์ การใช้งานที่ไม่ระมัดระวังอาจทำให้แผงวงจรและชิ้นส่วนกลไกเสียหาย
- เอาต์พุตของที่ชาร์จต้องเป็น: 5V 1A



### Thông số kỹ thuật

- Màn hình AMOLED 1.60" với màn hình cảm ứng điện dung
- Camera trước 2MP
- Dung lượng pin: 730mAh
- Trọng lượng sản phẩm: 47g
- Loại SIM: Thẻ Nano SIM
- RAM: 1GB
- Bộ nhớ: 8GB
- Chống nước: IPX7
- Định vị: Wi-Fi, GPS, LBS
- 4G LTE: Band 1, Band 3, Band 5, Band 7, Band 8, Band 20, Band 28, Band 38, Band 39, Band 40, Band 41. WCDMA: Band 1, Band 5, Band 8. GSM: 850, 900, 1800, 1900 MHz



myFirst Circle  
Social Circle for Families

Download

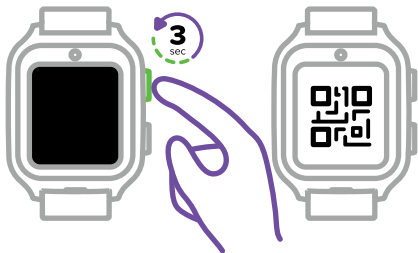


App Store




Google Play

Truy cập App Store và Google Play Store để tìm kiếm và tải xuống ứng dụng "myFirst Circle" của chúng tôi. Điều này sẽ giúp bạn dễ dàng trải nghiệm các dịch vụ và tính năng của chúng tôi.



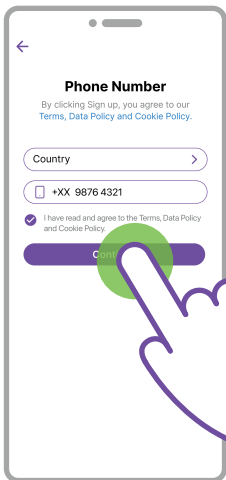
Để bật myFirst Fone của bạn, chỉ cần nhấn và giữ nút nguồn trong 3 giây. Thiết bị sẽ khởi động và bắt đầu tìm kiếm mạng. Khi kết nối thành công với mạng, mã QR để ghép nối sẽ được hiển thị.

LƯU Ý: Nếu đồng hồ thông minh của bạn báo rằng không thể kết nối với mạng, vui lòng liên hệ với dịch vụ khách hàng của chúng tôi tại [support@myfirst.tech](mailto:support@myfirst.tech).

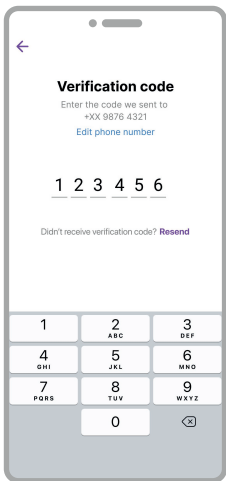


Để bắt đầu sử dụng myFirst Circle, hãy đăng nhập bằng tài khoản Google, Facebook hoặc Apple ID của bạn.


Người dùng hiện tại chỉ cần nhấn vào 'Đăng nhập' và sử dụng số điện thoại của họ để đăng nhập.



Để đăng ký người dùng mới, bạn sẽ cần cung cấp số điện thoại của mình.

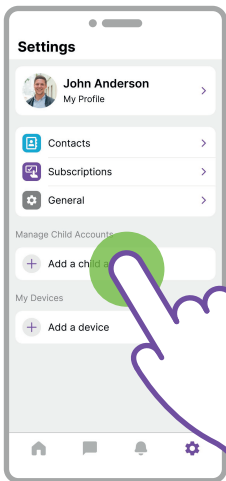


Vui lòng nhập mã OTP để xác minh số điện thoại của bạn.

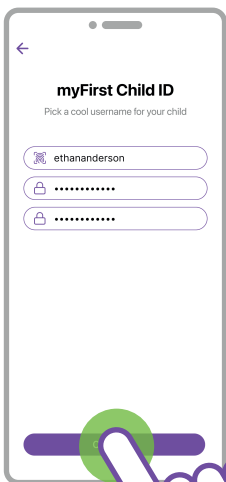


"Chúc mừng, bạn đã hoàn thành đăng ký người dùng thành công.

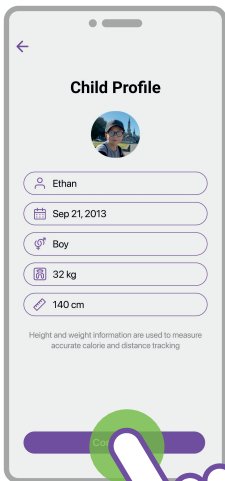
Tiếp theo, vui lòng chuẩn bị tạo tài khoản cho con của bạn.




Trong phần Cài đặt, nhấn vào "Thêm Tài Khoản Trẻ Em".



Chọn tên người dùng cho tài khoản của con bạn và tạo mật khẩu.



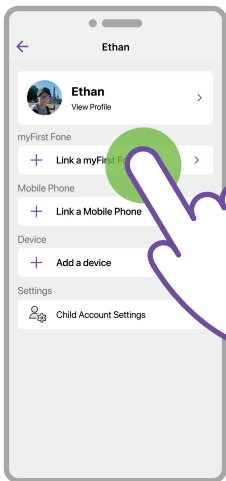
Nhập thông tin hồ sơ cho tài khoản của con bạn và đừng quên thêm một ảnh đại diện đẹp.



Làm tốt lắm! Bạn đã tạo tài khoản cho con của mình thành công.

Bây giờ, bạn có thể tiến hành liên kết myFirst Fone với tài khoản của con bạn.





Trên hồ sơ của trẻ, nhấn vào 'Liên kết myFirst Fone'.



Quét mã QR trên đồng hồ thông minh.

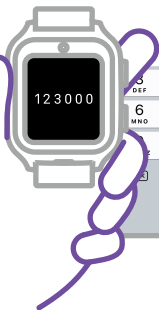


## Verification Code

Enter verification code sent to your watch

1 2 3 0 0 0

Didn't receive verification code? [Resend](#)



Mã OTP sẽ được gửi đến myFirst Fone. Vui lòng nhập mã OTP này vào ứng dụng.



### Congrats!

You have setup the myFirst Fone for Ethan Anderson

Continue

Tuyệt vời! myFirst Fone của bạn hiện đã được liên kết thành công.

## Câu hỏi thường gặp

**Q:** Thời gian pin kéo dài bao lâu trong chế độ chờ?

**A:** Thời gian làm việc thực tế thay đổi tùy theo cài đặt của đồng hồ thông minh và tần suất cập nhật vị trí. myFirst Fone có thể kéo dài lên đến 24 giờ làm việc trong chế độ chờ.

**Q:** Có yêu cầu về độ tuổi để sử dụng myFirst Fone không?

**A:** Không có yêu cầu về độ tuổi, nhưng thiết bị này phù hợp nhất với trẻ em từ 6 đến 12 tuổi.

**Q:** Các vật liệu làm nên myFirst Fone có an toàn không?

**A:** Tất cả các vật liệu sử dụng trong sản xuất myFirst Fone đều tuân thủ các tiêu chuẩn của Châu Âu.

**Q:** Liệu myFirst Fone có gây hại cho sức khỏe của trẻ em vì bức xạ không?

**A:** Mức bức xạ của module cell myFirst Fone thấp hơn nhiều so với giới hạn được quy định bởi tiêu chuẩn Châu Âu.

**Q:** myFirst Fone có chống nước không?

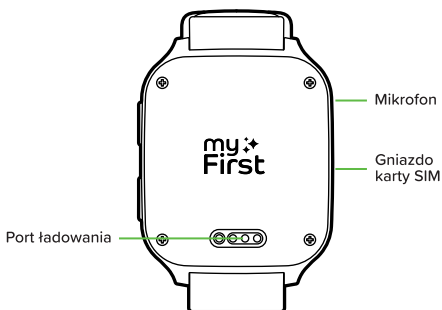
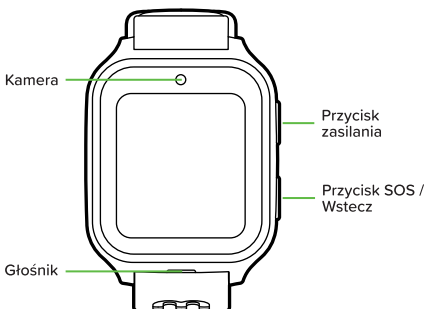
**A:** myFirst Fone được bảo vệ khỏi mồ hôi, nước nhỏ giọt, mưa và có thể chịu được việc ngâm nước trong thời gian ngắn đến độ sâu 1 mét, tuy nhiên thiết bị nên được tháo ra trước khi bơi hoặc tắm.

**Q:** Liệu có cần kết nối Internet để chức năng định vị GPS hoạt động không?

**A:** Cần kết nối Internet để gửi dữ liệu vị trí.

## Ghi chú

- GPS: Độ chính xác của vị trí có thể bị ảnh hưởng bởi mạng lưới phủ sóng, yếu tố khí quyển và cường độ tín hiệu.
- Nhà sản xuất có quyền thay đổi cấu trúc, bao gồm phụ kiện và nội dung hộp, hoặc kỹ thuật sản xuất mà không thông báo để cải thiện bất kỳ tính năng nào của thiết bị, miễn là không vi phạm bất kỳ tiêu chuẩn chất lượng và luật pháp của quốc gia sản xuất / chuyển tiếp / bán.
- Không để trẻ em nhỏ và vật nuôi chơi với myFirst Fone R1s. Thiết bị có các bộ phận nhỏ, có thể gây hại.
- Trong trường hợp bị ngâm, hãy ngay lập tức lấy thiết bị ra khỏi nước, tắt nguồn và lau khô bằng vải. Không ngâm thiết bị vào nước muối.
- Không đeo đồng hồ khi đi bơi và tắm.
- Khả năng chống nước không phải là điều kiện vĩnh viễn và có thể giảm theo thời gian.
- Việc ở trong nhà, điều kiện khí hậu, cũng như các nguồn gây nhiễu tín hiệu khác có thể làm giảm độ chính xác của theo dõi GPS.
- Tránh xa lửa và nhiệt độ cao.
- Không để bụi hoặc bẩn xâm nhập vào thiết bị.
- Không làm rơi hoặc va đập thiết bị. Việc xử lý cầu thả có thể gây hư hỏng bảng mạch tích hợp và các bộ phận cơ học.
- Đầu ra bộ sạc phải là: 5V 1A.



### Dane techniczne

- 1.60" wyświetlacz AMOLED z pojemnościowym ekranem dotykowym
- Kamera przednia 2 MP
- Pojemność baterii: 730mAh
- Waga produktu: 47g
- Typ karty SIM: Nano SIM
- RAM: 1 GB
- Pamięć: 8 GB
- Stopień wodoodporności: IP67
- Pozycjonowanie: Wi-Fi, GPS, LBS
- Łączność 4G LTE: Pasma 1, Pasma 3, Pasma 5, Pasma 7, Pasma 8, Pasma 20, Pasma 28, Pasma 38, Pasma 39, Pasma 40, Pasma 41
- Łączność WCDMA: Pasma 1, Pasma 5, Pasma 8
- Łączność GSM: GSM: 850, 900, 1800, 1900 MHz



myFirst Circle  
Social Circle for Families

Download

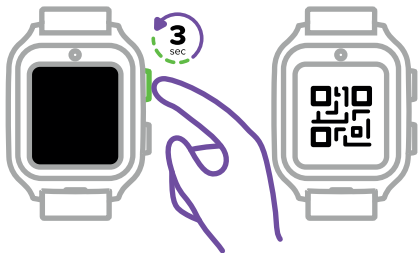


App Store




Google Play

Odwiedź App Store i Google Play Store, aby wyszukać i pobrać naszą aplikację "myFirst Circle". Umożliwi to łatwe korzystanie z naszych usług i funkcji.



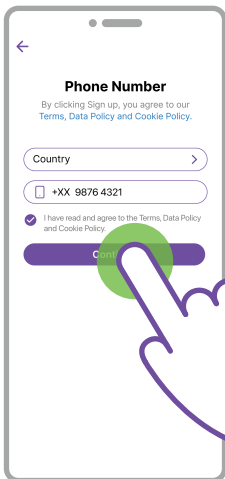
Aby włączyć swój myFirst Fone, po prostu przytrzymaj przycisk zasilania przez 3 sekundy. Urządzenie uruchomi się i rozpocznie wyszukiwanie sieci. Po pomyślnym połączeniu z siecią wyświetlony zostanie kod QR do powiązania.

**UWAGA:** Jeśli Twój smartwatch wskazuje, że nie może połączyć się z siecią, skontaktuj się z naszym działem obsługi klienta:  
[support@myfirst.tech](mailto:support@myfirst.tech).

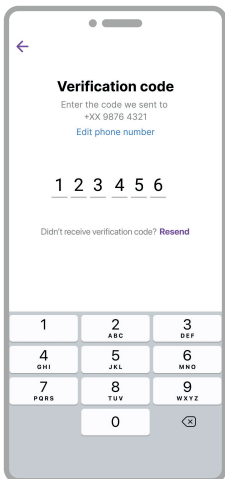


Aby rozpocząć korzystanie z myFirst Circle, zaloguj się za pomocą konta Google, Facebook lub Apple ID.


Istniejący użytkownicy mogą po prostu kliknąć „Zaloguj się” i użyć swojego numeru telefonu, aby się zalogować.



Podczas rejestracji nowego użytkownika będziesz musiał podać swój numer telefonu.

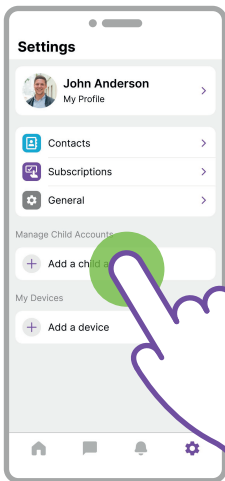


Proszę wprowadzić kod OTP, aby zweryfikować swój numer telefonu.

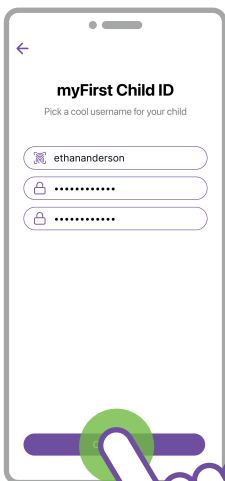


Gratulacje, pomyślnie zakończyłeś rejestrację użytkownika.

Następnie przygotuj się do utworzenia konta dla swojego dziecka.

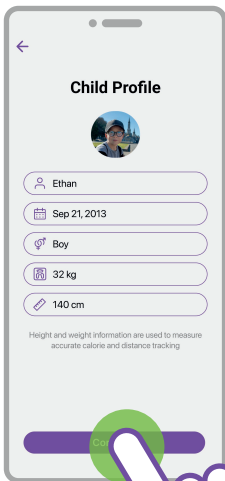


W Ustawieniach kliknij „Dodaj konto dziecka”.




Wybierz nazwę użytkownika dla konta dziecka i utwórz hasło.



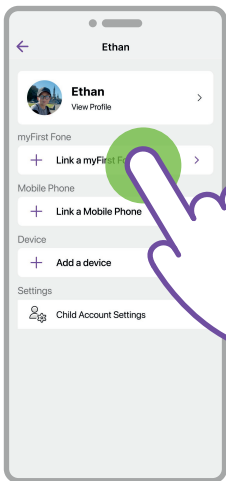


Wprowadź informacje profilowe dla konta dziecka i nie zapomnij dodać ładnego zdjęcia profilowego.



Świetna robota! Pomyślnie utworzyłeś konto dla swojego dziecka.

Teraz możesz przejść do połączenia myFirst Fone z kontem dziecka.



Na profilu dziecka kliknij „Połącz myFirst Fone”.



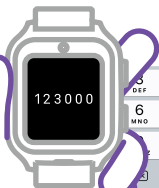
Zeskanuj kod QR na smartwatchu.

## Verification Code

Enter verification code sent to your watch

1 2 3 0 0 0

Didn't receive verification code? [Resend](#)



OTP zostanie wysłany do myFirst Fone. Wprowadź ten kod OTP w aplikacji.



### Congrats!

You have setup the myFirst Fone for  
Ethan Anderson

Continue

Świetnie! Twój myFirst Fone powinien być teraz pomyślnie połączony.

## FAQ

**Q: Jak długo bateria działa w trybie czuwania?**

A: Czas pracy zależy od ustawień zegarka i częstotliwości aktualizacji lokalizacji. myFirst Fone ma ocenę do 24 godzin pracy w trybie czuwania.

**Q: Czy są wymagania wiekowe do korzystania z myFirst Fone?**

A: Nie ma wymagań wiekowych, ale urządzenie najlepiej nadaje się dla dzieci w wieku od 6 do 12 lat.

**Q: Czy materiały, z których wykonany jest myFirst Fone, są bezpieczne?**

A: Wszystkie materiały użyte do produkcji myFirst Fone są zgodne ze standardami europejskimi.

**Q: Czy myFirst Fone może zaszkodzić zdrowiu mojego dziecka przez promieniowanie?**

A: Poziom promieniowania modułu komórkowego myFirst Fone jest znacznie niższy niż limit określony przez europejskie standardy.

**Q: Czy myFirst Fone jest wodoodporny?**

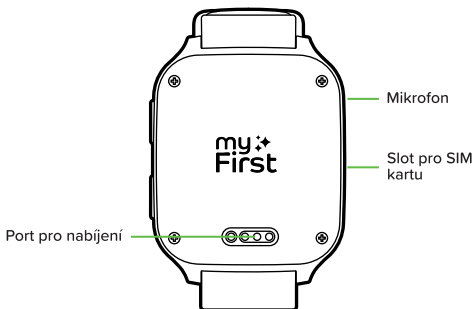
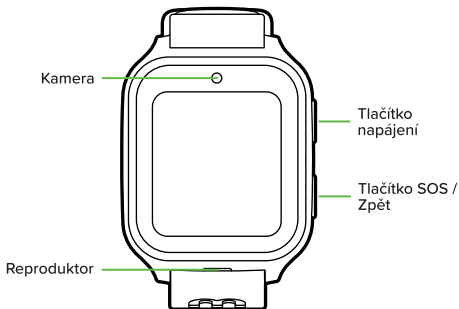
A: myFirst Fone jest chroniony przed potem, kroplami wody, deszczem i może być na krótko zanurzony w wodzie do głębokości 1 metra, jednak urządzenie należy zdjąć przed pływaniem lub braniem prysznica.

**Q: Czy do funkcji geo-pozycjonowania potrzebne jest połączenie z internetem?**

A: Do przesyłania danych lokalizacyjnych wymagane jest połączenie z internetem.

## Uwagi

- GPS: Dokładność lokalizacji może być wpływana przez zasięg sieci, czynniki atmosferyczne i siłę sygnału.
- Producent zastrzega sobie prawo do zmiany konstrukcji, w tym akcesoriów i zawartości pudełka, lub technologii produkcji bez uprzedniego powiadomienia, aby poprawić właściwości urządzenia, pod warunkiem, że nie narusza to standardów jakości i przepisów prawnych kraju produkcji/przemieszczenia/sprzedazy.
- Nie pozwól, aby małe dzieci i zwierzęta bawiły się myFirst Fone R1s. Urządzenie zawiera małe części, które mogą stanowić zagrożenie.
- W przypadku zanurzenia, natychmiast wyjmij urządzenie z wody, wyłącz je i wytrzyj suchą szmatką. Nie zanurzaj urządzenia w wodzie słonej.
- Nie noś zegarka podczas pływania i kąpieli.
- Wodoodporność nie jest stanem trwałym i może zmniejszać się z biegiem czasu.
- Przebywanie w pomieszczeniach, warunki atmosferyczne, a także inne źródła zakłóceń sygnału mogą wpłynąć na dokładność śledzenia GPS.
- Trzymaj z dala od ognia i wysokich temperatur.
- Nie pozwól, aby kurz lub brud dostały się do urządzenia.
- Nie upuszczaj ani nie uderzaj w urządzenie. Nieostrożne obchodzenie się może prowadzić do uszkodzenia płyty głównej i części mechanicznych.
- Wyjście ładowarki musi wynosić: 5V 1A.



## Specifikace

- 1,60" AMOLED displej s kapacitním dotykovým panelem
- Přední kamera 2 MP
- Kapacita baterie: 730mAh
- Hmotnost produktu: 47g
- Typ SIM karty: Nano SIM
- RAM: 1 GB
- Úložný prostor: 8 GB
- Hodnocení vodotěsnosti: IP67
- Poloha: Wi-Fi, GPS, LBS
- 4G LTE připojení: Band 1, Band 3, Band 5, Band 7, Band 8, Band 20, Band 28, Band 38, Band 39, Band 40, Band 41
- WCDMA připojení: Band 1, Band 5, Band 8
- GSM: 850, 900, 1800, 1900 MHz



myFirst Circle  
Social Circle for Families

Download

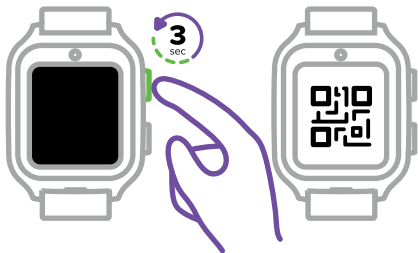


App Store




Google Play

Navštivte App Store a Google Play Store a vyhledejte a stáhněte si naši aplikaci "myFirst Circle". To vám umožní snadno využívat naše služby a funkce.



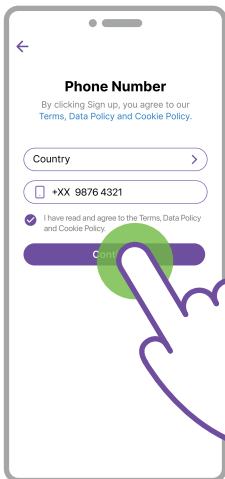
Pro zapnutí svého myFirst Fone jednoduše stiskněte a podržte tlačítko napájení po dobu 3 sekund. Zařízení se spustí a zahájí hledání sítě. Jakmile se úspěšně připojí k síti, zobrazí se QR kód pro spárování.

**POZNÁMKA:** Pokud vaše chytré hodinky naznačují, že se nemohou připojit k síti, kontaktujte prosím naši zákaznickou podporu na [support@myfirst.tech](mailto:support@myfirst.tech).

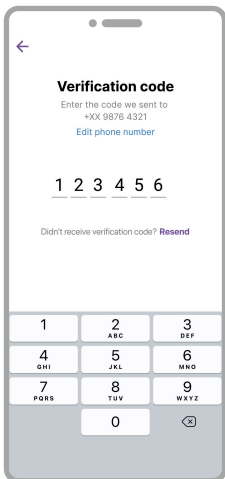


Pro zahájení používání myFirst Circle se přihlaste pomocí svého účtu Google, Facebook nebo Apple ID.


Stávající uživatelé mohou jednoduše kliknout na „Přihlásit se“ a použít své telefonní číslo k přihlášení.



Pro registraci nového uživatele budete muset poskytnout své telefonní číslo.



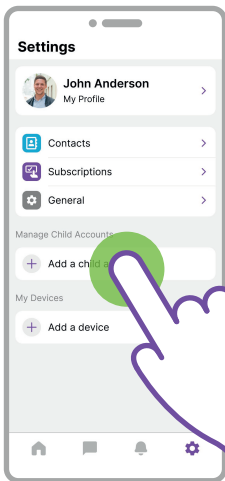
Zadejte prosím OTP k ověření svého telefonního čísla.



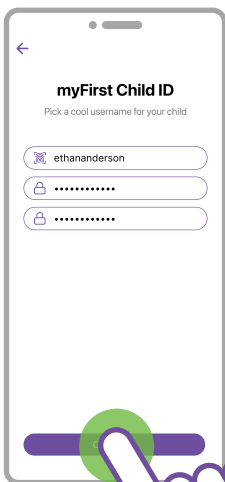
Gratulujeme, úspěšně jste dokončili registraci uživatele.

Dále se prosím připravte na vytvoření účtu pro své dítě.

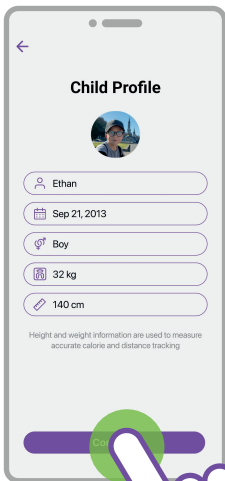





V Nastavení klikněte na „Přidat účet dítěte“.



Zvolte uživatelské jméno pro dětský účet a vytvořte heslo.

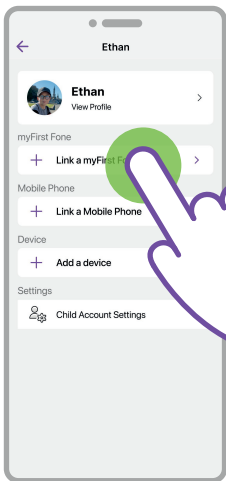


Zadejte profilové údaje pro dětský účet a nezapomeňte přidat pěknou profilovou fotku.



Skvělá práce! Úspěšně jste vytvořili účet pro své dítě.

Nyní můžete pokračovat v propojení myFirst Fone s dětským účtem.



Na profilu dítěte klikněte na „Propojit myFirst Fone“.



Naskenujte QR kód na chytrých hodinkách.

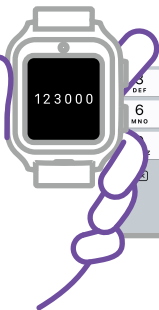


## Verification Code

Enter verification code sent to your watch

1 2 3 0 0 0

Didn't receive verification code? [Resend](#)



OTP bude odeslán na myFirst Fone. Zadejte tento OTP do aplikace.



### Congrats!

You have setup the myFirst Fone for  
Ethan Anderson

Continue

Skvělé! Váš myFirst Fone by měl být nyní úspěšně propojen.

## FAQ

**Q: Jak dlouho vydrží baterie v pohotovostním režimu?**

**A:** Skutečná doba provozu závisí na nastavení chytrých hodinek a frekvenci aktualizací polohy. myFirst Fone je hodnocen na až 24 hodin provozu v pohotovostním režimu.

**Q: Jsou stanoveny věkové požadavky pro používání myFirst Fone?**

**A:** Není stanovena žádná věková hranice, ale zařízení je nejvhodnější pro děti ve věku 6 až 12 let.

**Q: Jsou materiály, ze kterých je myFirst Fone vyroben, bezpečné?**

**A:** Všechny materiály použité při výrobě myFirst Fone splňují evropské normy.

**Q: Může myFirst Fone ohrozit zdraví dítěte zářením?**

**A:** Úroveň záření buněčného modulu myFirst Fone je mnohem nižší než limit stanovený evropskými normami.

**Q: Je myFirst Fone vodotěsný?**

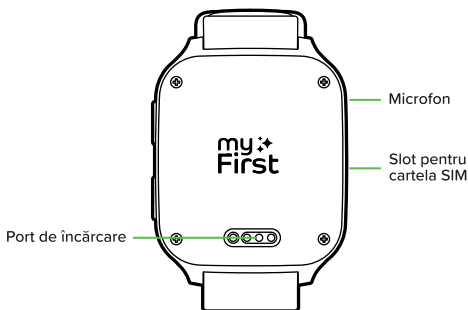
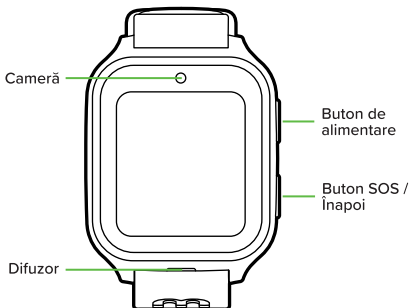
**A:** myFirst Fone je chráněn proti potu, kapkám vody, dešti a může být krátce ponořen do vody do hloubky 1 metru, nicméně zařízení by mělo být sundáno před plaváním nebo sprchováním.

**Q: Je pro fungování geo-pozicování nutné připojení k internetu?**

**A:** Připojení k internetu je nutné pro odesílání údajů o poloze.

## Poznámky

- GPS: Přesnost polohy může být ovlivněna pokrytím sítě, atmosférickými faktory a silou signálu.
- Výrobce si vyhrazuje právo měnit konstrukci, včetně příslušenství a obsahu balení, nebo výrobní technologii bez předchozího upozornění, aby zlepšil vlastnosti zařízení, pokud tím neporuší žádné kvalitativní normy a zákony země výroby/přepravy/prodeje.
- Nenechte malé děti a zvířata hrát si s myFirst Fone R1s. Zařízení obsahuje malé části, které mohou být nebezpečné.
- V případě ponoření okamžitě vyjměte zařízení z vody, vypněte ho a osušte suchým hadříkem. Neponořujte zařízení do slané vody.
- Nenosite hodinky při plavání a koupání.
- Voděodolnost není trvalý stav a může se v průběhu času zhoršit.
- Pobytem v interiéru, atmosférickými podmínkami a dalšími zdroji rušení signálu může být ovlivněna přesnost GPS sledování.
- Držte se dál od ohně a vysokých teplot.
- Nezaručujeme, že do zařízení nebude pronikat prach nebo nečistoty.
- Nepadávejte ani neútočte na zařízení. Nedbalé zacházení může vést k poškození integrované desky a mechanických částí.
- Výstup nabíječky musí být: 5V 1A.4o mini.



## Specificații

- Ecran AMOLED de 1,60" cu panou tactil capacitiv
- Cameră frontală de 2 MP
- Capacitate baterie: 730mAh
- Greutate produs: 47g
- Tip SIM: Nano SIM
- RAM: 1 GB
- Stocare: 8 GB
- Clasificare rezistență la apă: IP67
- Poziționare: Wi-Fi, GPS, LBS
- Conectivitate 4G LTE: Bandă 1, Bandă 3, Bandă 5, Bandă 7, Bandă 8, Bandă 20, Bandă 28, Bandă 38, Bandă 39, Bandă 40, Bandă 41
- Conectivitate WCDMA: Bandă 1, Bandă 5, Bandă 8
- GSM: 850, 900, 1800, 1900 MHz

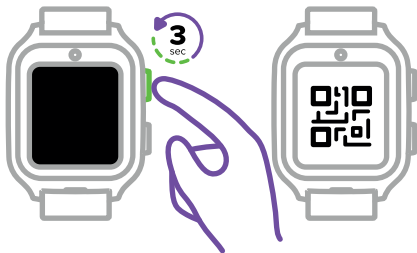


myFirst Circle  
Social Circle for Families

Download




Vizitați App Store și Google Play Store pentru a căuta și descărca aplicația noastră "myFirst Circle". Acest lucru vă va permite să experimentați cu ușurință serviciile și funcțiile noastre.



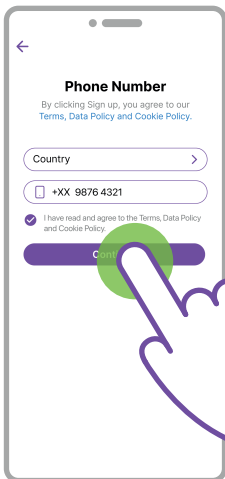
Pentru a porni myFirst Fone, apăsați și țineți apăsat butonul de alimentare timp de 3 secunde. Dispozitivul va porni și va începe căutarea rețelei. Odată conectat cu succes la rețea, va afișa codul QR pentru asociere.

NOTĂ: Dacă smartwatch-ul tău indică faptul că nu se poate conecta la rețea, te rugăm să contactezi serviciul nostru de asistență clienți la [support@myfirst.tech](mailto:support@myfirst.tech).



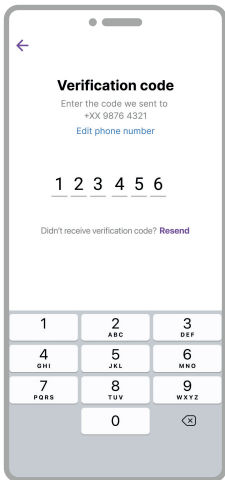
Pentru a începe să utilizați myFirst Circle, conectați-vă folosind contul dvs. Google, Facebook sau Apple ID.

Utilizatorii existenți pot pur și simplu să facă clic pe „Login” și să utilizeze numărul lor de telefon pentru a se conecta.




Pentru înregistrarea unui utilizator nou, va trebui să furnizați numărul dvs. de telefon.



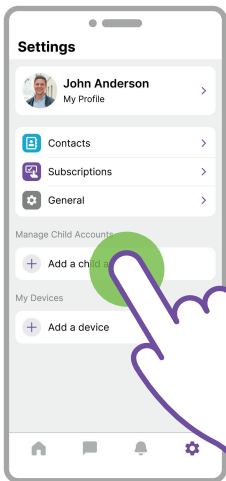


Vă rugăm să introduceți OTP pentru a vă verifica numărul de telefon.

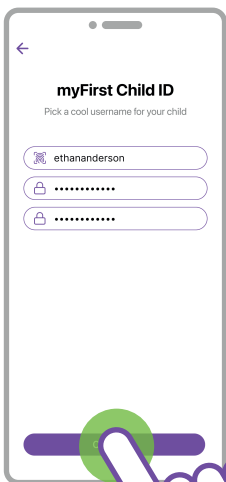


Felicitări, ați finalizat cu succes înregistrarea utilizatorului.

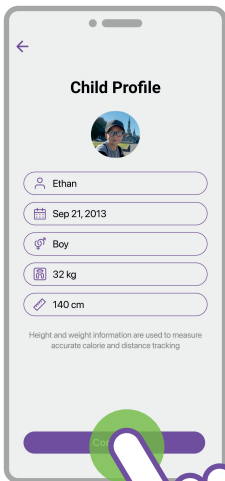
În continuare, vă rugăm să vă pregătiți să creați un cont pentru copilul dumneavoastră.




În Setări, faceți clic pe „Adaugă un cont pentru copil”.



Alegeți un nume de utilizator pentru contul copilului dvs. și creați o parolă.

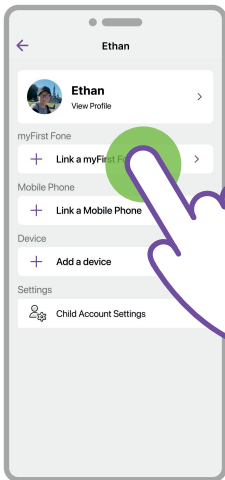


Introduceți informațiile de profil pentru contul copilului și nu uitați să adăugați o fotografie de profil frumoasă.



Felicitări! Ați creat cu succes un cont pentru copilul dumneavoastră.

Acum puteți continua să conectați myFirst Fone la contul copilului.



Pe profilul copilului, faceți clic pe „Conectează myFirst Fone”.



Scanați codul QR de pe smartwatch.

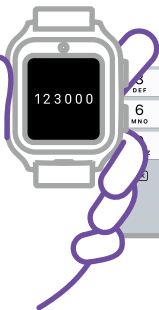


## Verification Code

Enter verification code sent to your watch

1 2 3 0 0 0

Didn't receive verification code? [Resend](#)



Un OTP va fi trimis către myFirst Fone. Introduceți acest OTP în aplicație.



### Congrats!

You have setup the myFirst Fone for  
Ethan Anderson

Continue

Grozav! myFirst Fone ar trebui să fie acum conectat cu succes.

## Întrebări frecvente

**Q: Cât timp durează bateria în modul de așteptare?**

**A:** Timpul de funcționare real depinde de setările ceasului inteligent și de frecvența actualizărilor locației. myFirst Fone este evaluat pentru până la 24 de ore de funcționare în modul de așteptare.

**Q: Există cerințe de vârstă pentru utilizarea myFirst Fone?**

**A:** Nu există cerințe de vârstă, dar dispozitivul este cel mai potrivit pentru copii cu vârste între 6 și 12 ani.

**Q: Materialele din care este fabricat myFirst Fone sunt sigure?**

**A:** Toate materialele utilizate pentru fabricarea myFirst Fone respectă standardele europene.

**Q: Poate myFirst Fone să dăuneze sănătății copilului meu din cauza radiațiilor?**

**A:** Nivelul de radiație al modulului celular myFirst Fone este mult mai mic decât limita stabilită de standardele europene.

**Q: Este myFirst Fone rezistent la apă?**

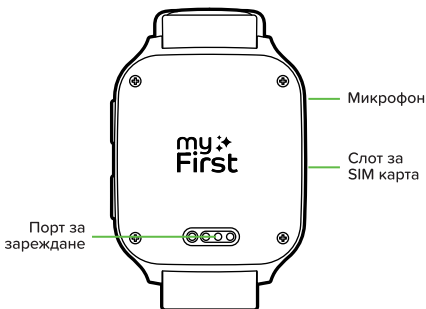
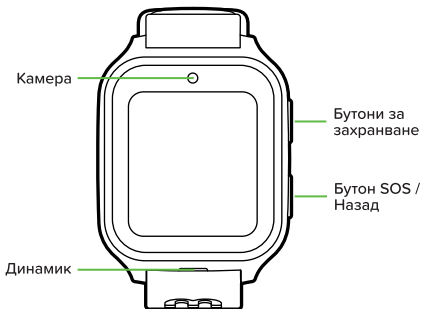
**A:** myFirst Fone este protejat împotriva transpirației, picăturilor de apă, ploii și poate fi scufundat pentru o scurtă perioadă de timp până la o adâncime de 1 metru, însă dispozitivul trebuie îndepărtat înainte de a înota sau a face duș.

**Q: Este necesară conexiunea la internet pentru ca funcția de geo-poziționare să funcționeze?**

**A:** Conexiunea la internet este necesară pentru a trimite datele locației.

## Observații

- GPS: Precizia locației poate fi influențată de acoperirea rețelei, factori atmosferici și intensitatea semnalului.
- Producătorul își rezervă dreptul de a modifica construcția, inclusiv accesoriile și conținutul pachetului, sau tehnologia de fabricație fără notificare prealabilă, pentru a îmbunătăți proprietățile dispozitivului, cu condiția ca acest lucru să nu încalce niciun standard de calitate și legislația din țara de fabricație / tranzit / vânzare.
- Nu lăsați copiii mici și animalele de companie să se joace cu myFirst Fone R1s. Dispozitivul conține piese mici care pot cauza daune.
- În caz de scufundare, scoateți imediat dispozitivul din apă, opriți-l și ștergeți-l cu o cârpă uscată. Nu scufundați dispozitivul în apă sărată.
- Nu purtați ceasul la înot și duș.
- Rezistența la apă nu este o caracteristică permanentă și poate scădea în timp.
- Starea de interior, condițiile atmosferice, precum și alte surse de distorsiune a semnalului pot afecta acuratețea urmăririi GPS.
- Păstrați-l departe de foc și temperaturi ridicate.
- Nu permiteți ca praful sau murdăria să pătrundă în dispozitiv.
- Nu aruncați sau loviți dispozitivul. Manipularea neglijentă poate duce la deteriorarea plăcii integrate și a componentelor mecanice.
- Încărcătorul trebuie să fie: 5V 1A.40 mini.



### Спецификации

- 1.60" AMOLED дисплей с capacitive сензорен екран
- Предна камера 2 MP
- Капацитет на батерията: 730mAh
- Тегло на продукта: 47g
- Тип SIM карта: Nano SIM
- RAM: 1 GB
- Памет: 8 GB
- Степен на водоустойчивост: IP67
- Позициониране: Wi-Fi, GPS, LBS
- 4G LTE свързаност: Band 1, Band 3, Band 5, Band 7, Band 8, Band 20, Band 28, Band 38, Band 39, Band 40, Band 41
- WCDMA свързаност: Band 1, Band 5, Band 8
- GSM: 850, 900, 1800, 1900 MHz"



myFirst Circle  
Social Circle for Families

Download

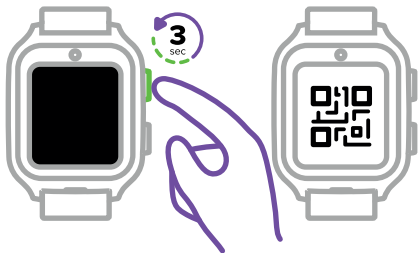


App Store



Google Play


Посетете App Store и Google Play Store, за да потърсите и изтеглите нашето приложение "myFirst Circle". Това ще ви позволи лесно да се възползвате от нашите услуги и функции.



За да включите вашия myFirst Fone, просто натиснете и задръжте бутона за захранване за 3 секунди. Устройството ще се включи и ще започне да търси мрежа. След успешното свързване към мрежата ще се покаже QR кодът за свързване.

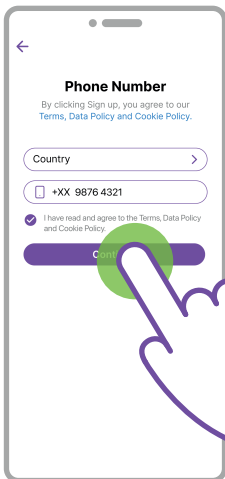
**ЗАБЕЛЕЖКА:** Ако вашият смарт часовник показва, че не може да се свърже с мрежата, моля, свържете се с нашия отдел за обслужване на клиенти на [support@myfirst.tech](mailto:support@myfirst.tech).



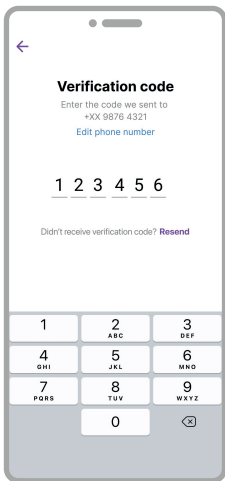


За да започнете да използвате myFirst Circle, влезте с вашия акаунт в Google, Facebook или Apple ID.


Съществуващите потребители могат просто да щракнат върху „Вход“ и да използват телефонния си номер, за да влязат.



За регистрация на нов потребител ще трябва да предоставите телефонния си номер.

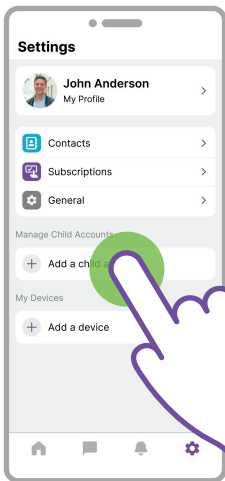


Моля, въведете OTP, за да потвърдите своя телефонен номер.

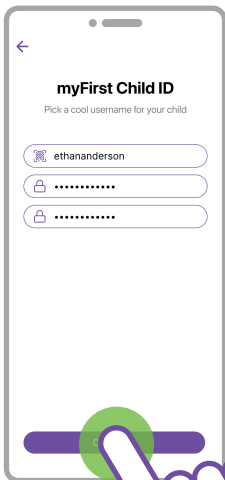


Поздравления, успешно завършихте регистрацията на потребителя.

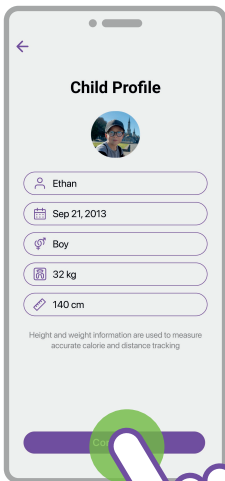
След това, моля, подгответе се да създадете акаунт за вашето дете.




В Настройки щракнете върху „Добавяне на детски акаунт“.



Изберете потребителско име за акаунта на вашето дете и създайте парола.

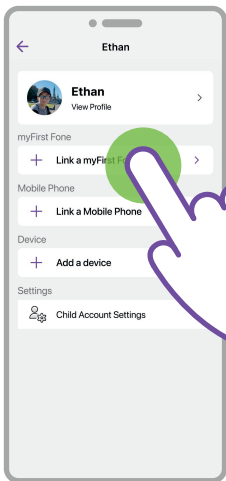


Въведете информацията за профила на детския акаунт и не забравяйте да добавите хубава профилна снимка.



Чудесна работа! Успешно създадохте акаунт за вашето дете.

Сега можете да продължите с връзката на myFirst Fone с акаунта на вашето дете.



В профила на детето кликнете върху „Свържи myFirst Fone“.



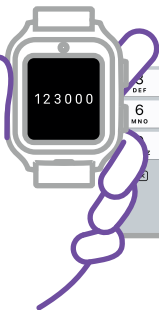
Сканирайте QR кода на смарт часовника.

## Verification Code

Enter verification code sent to your watch

1 2 3 0 0 0

Didn't receive verification code? [Resend](#)



ОТР код ще бъде изпратен до myFirst Fone. Моля, въведете този ОТР в приложението.



## Congrats!

You have setup the myFirst Fone for  
Ethan Anderson

Continue

Чудесно! Вашият myFirst Fone вече трябва да бъде успешно свързан.

## Често задавани въпроси

**V:** Колко време издържа батерията в режим на изчакване?

**O:** Реалното време на работа зависи от настройките на смарт часовника и честотата на актуализациите на местоположението. myFirst Fone е оценен за до 24 часа работа в режим на изчакване.

**V:** Има ли възрастови изисквания за използване на myFirst Fone?

**O:** Няма възрастови изисквания, но устройството е най-подходящо за деца на възраст между 6 и 12 години.

**V:** Материалите, от които е направен myFirst Fone, безопасни ли са?

**O:** Всички материали, използвани при производството на myFirst Fone, отговарят на европейските стандарти.

**V:** Може ли myFirst Fone да навреди на здравето на детето ми поради радиация?

**O:** Нивото на радиация на клетъчния модул на myFirst Fone е значително по-ниско от пределите, зададени от европейските стандарти.

**V:** MyFirst Fone водоустойчив ли е?

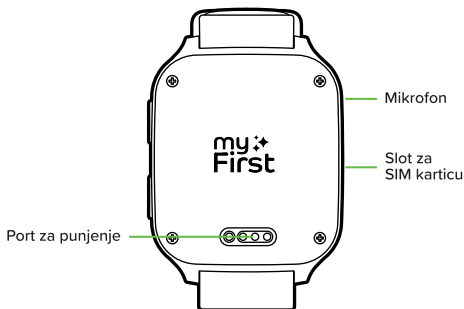
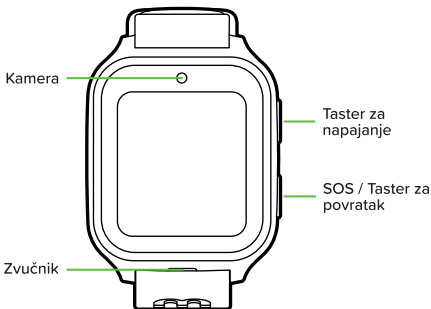
**O:** MyFirst Fone е защитен от пот, капки вода, дъжд и може да бъде краткотрайно потопен в вода до дълбочина от 1 метър, но устройството трябва да се свали преди плуване или вземане на душ.

**V:** Необходимо ли е интернет свързване, за да работи функцията за геопозициониране?

**O:** Необходимо е интернет свързване, за да се изпратят данни за местоположението.

## Забележки

- GPS: Точността на местоположението може да бъде повлияна от покритието на мрежата, атмосферни условия и силата на сигнала.
- Производителят си запазва правото да променя конструкцията, включително аксесоарите и съдържанието на кутията, или производствената технология без предварително уведомление, за да подобри характеристиките на устройството, при условие че това не нарушава никакви стандарти за качество и закони на страната на производство/транзит/продажба.
- Не позволявайте на малки деца и домашни любимци да играят с myFirst Fone R1s. Устройството съдържа малки части, които могат да причинят наранявания.
- В случай на потапяне, незабавно извадете устройството от водата, изключете го и го почистете с суха кърпа. Не потапяйте устройството в солена вода.
- Не носете часовника при плуване и къпане.
- Водоустойчивостта не е постоянен процес и може да намалее с времето.
- Пребиваването на закрито, атмосферните условия, както и други източници на изкривяване на сигнала могат да повлияят на точността на GPS проследяването.
- Дръжте устройството далеч от огън и високи температури.
- Не позволявайте прах или мръсотия да навлизат в устройството.
- Не изпускайте или удряйте устройството. Небрежното боравене може да доведе до повреда на вградената платка и механични части.
- Изходът на зарядното устройство трябва да бъде: 5V 1A.



### Спецификације

- 1,60" AMOLED ekran sa kapacitivnim ekranom osetljivim na dodir
- Prednja kamera 2 MP
- Kapacitet baterije: 730mAh
- Težina proizvoda: 47g
- Tip SIM kartice: Nano SIM
- RAM: 1 GB
- Memorija: 8 GB
- Ocena vodootpornosti: IP67
- Pozicioniranje: Wi-Fi, GPS, LBS
- 4G LTE povezivanje: Band 1, Band 3, Band 5, Band 7, Band 8, Band 20, Band 28, Band 38, Band 39, Band 40, Band 41
- WCDMA povezivanje: Band 1, Band 5, Band 8
- GSM: 850, 900, 1800, 1900 MHz



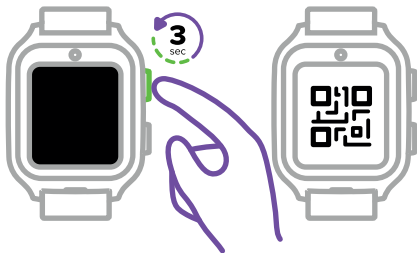


myFirst Circle  
Social Circle for Families

Download




Посетите App Store и Google Play Store да бисте пронашли и преузели нашу апликацију "myFirst Circle". Ово ће вам омогућити да лако користите наше услуге и функције.



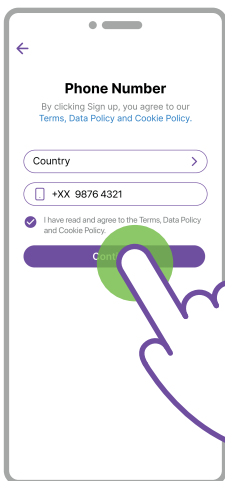
Да бисте укључили свој myFirst Fone, једноставно притисните и држите дугме за напајање 3 секунде. Уређај ће се покренути и започети претрагу мреже. Када се успешно повеже са мрежом, приказаће QR код за повезивање.

**НАПОМЕНА:** Ако ваш pametni sat покаже да не може да се повеже на мрежу, контактирајте нашу корисничку подршку на [support@myfirst.tech](mailto:support@myfirst.tech).

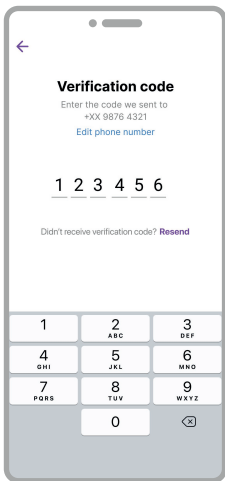


Да бисте започели да користите myFirst Circle, пријавите се помоћу свог Google, Facebook или Apple ID налога.


Постојећи корисници могу једноставно кликнути на „Пријава“ и користити свој број телефона за пријаву.



За регистрацију новог корисника, биће потребно да наведете свој број телефона.

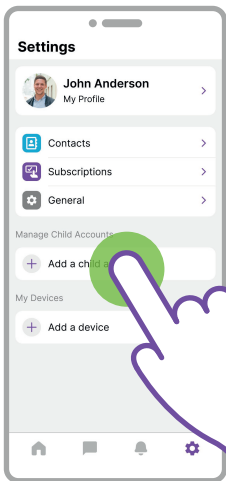


Унесите ОТР код да бисте потврдили свој број телефона.

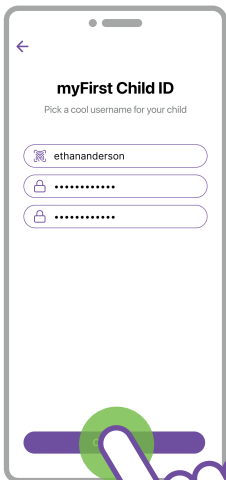


Честитамо, успешно сте завршили регистрацију корисника.

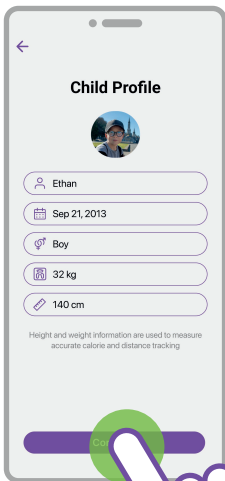
Затим припремите се за креирање налога за своје дете.




У Подешавањима кликните на „Додај налог за дете”.



Izaberite korisničko ime za dečji налог i kreirajte lozinku.

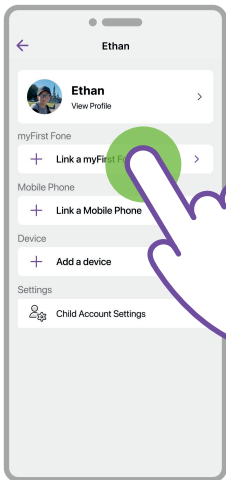


Unesite informacije o profilu za dečji nalog i ne zaboravite da dodate lepu profilnu sliku.



Odlično! Uspešno ste kreirali nalog za vaše dete.

Sada možete nastaviti sa povezivanjem myFirst Fone sa dečjim nalogom.



Na profilu deteta kliknite na „Poveži myFirst Fone“.



Skenirajte QR kod na pametnom satu.

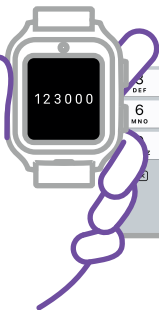


## Verification Code

Enter verification code sent to your watch

1 2 3 0 0 0

Didn't receive verification code? [Resend](#)



OTP će biti poslat na myFirst Fone. Unesite ovaj OTP u aplikaciju.



**Congrats!**

You have setup the myFirst Fone for  
Ethan Anderson

Continue

Odlično! Vaš myFirst Fone sada bi trebao biti uspešno povezan.

## Često postavljana pitanja

P: Koliko traje baterija u režimu čekanja?

O: Stvarno vreme rada zavisi od podešavanja pametnog sata i učestalosti ažuriranja lokacije. myFirst Fone je ocenjen na do 24 sata rada u režimu čekanja.

P: Postoje li starosna ograničenja za korišćenje myFirst Fone?

O: Nema starosnih ograničenja, ali uređaj je najbolje prilagođen deci uzrasta od 6 do 12 godina.

P: Da li su materijali od kojih je napravljen myFirst Fone sigurni?

O: Svi materijali koji se koriste u proizvodnji myFirst Fone-a ispunjavaju evropske standarde.

P: Može li myFirst Fone naškoditi zdravlju mog deteta zbog zračenja?

O: Nivo zračenja mobilnog modula myFirst Fone-a je mnogo niži od limita koji postavljaju evropski standardi.

P: Da li je myFirst Fone vodootporan?

O: myFirst Fone je zaštićen od znoja, kapljica vode, kiše i može biti kratko potopljen u vodu do dubine od 1 metra, ali uređaj treba skinuti pre plivanja ili tuširanja.

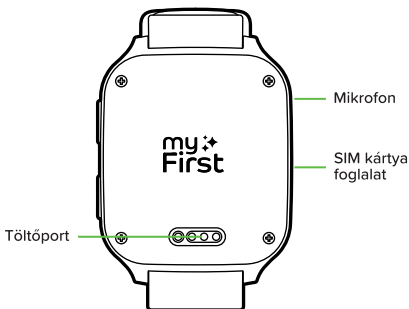
P: Da li je za rad funkcije geo-pozicioniranja potrebna internet konekcija?

O: Potrebna je internet konekcija da bi se poslali podaci o lokaciji.

## Napomene

- GPS: Tačnost lokacije može biti pogođena pokrivenošću mreže, atmosferskim faktorima i jačinom signala.
- Proizvođač zadržava pravo da menja konstrukciju, uključujući dodatke i sadržaj kutije, ili proizvodnu tehnologiju bez prethodne najave, kako bi poboljšao svojstva uređaja, pod uslovom da ovo ne krši bilo koji standard kvaliteta i zakone zemlje proizvodnje/transporta/prodaje.
- Nemojte dozvoliti maloj deci i kućnim ljubimcima da se igraju sa myFirst Fone R1s. Uređaj sadrži male delove koji mogu prouzrokovati povrede.
- U slučaju potapanja, odmah izvadite uređaj iz vode, isključite ga i obrišite suvom krpom. Nemojte potapati uređaj u slanu vodu.
- Ne nosite sat prilikom plivanja i tuširanja.
- Vodootpornost nije trajno stanje i može se smanjiti tokom vremena.
- Boravak u zatvorenom, atmosferski uslovi, kao i drugi izvori smetnji signalu mogu uticati na tačnost GPS praćenja.
- Držite dalje od vatre i visokih temperatura.
- Ne dozvolite da prah ili prljavština uđe u uređaj.
- Nemojte ga bacati ili udarati. Nepravilno rukovanje može dovesti do oštećenja ugrađene ploče i mehaničkih delova.
- Izlaz punjača mora biti: 5V 1A.





### Műszaki adatok

- 1,60" AMOLED kijelző kapacitív érintőképernyővel
- Elülső kamera 2 MP
- Akkumulátor kapacitás: 730mAh
- Termék súlya: 47g
- SIM típus: Nano SIM
- RAM: 1 GB
- Tároló: 8 GB
- Vízhatlansági besorolás: IP67
- Pozicionálás: Wi-Fi, GPS, LBS
- 4G LTE csatlakozás: Band 1, Band 3, Band 5, Band 7, Band 8, Band 20, Band 28, Band 38, Band 39, Band 40, Band 41
- WCDMA csatlakozás: Band 1, Band 5, Band 8
- GSM: 850, 900, 1800, 1900 MHz

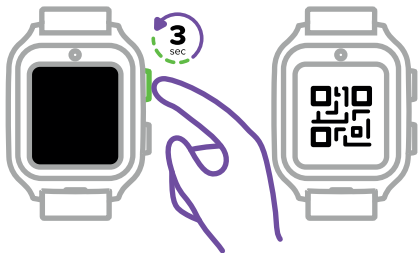


myFirst Circle  
Social Circle for Families

Download




Látogasson el az App Store-ba és a Google Play Store-ba, keresse meg és töltsse le a "myFirst Circle" alkalmazásunkat. Ez lehetővé teszi, hogy könnyedén élvezze szolgáltatásainkat és funkcióinkat.



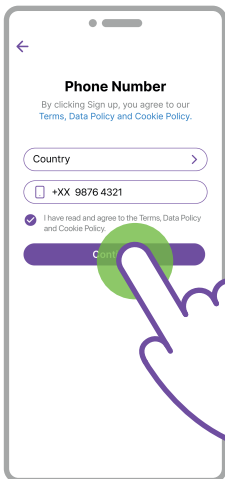
A myFirst Fone bekapcsolásához egyszerűen tartsa lenyomva a bekapcsológombot 3 másodpercig. Az eszköz elindul, és elkezd keresni a hálózathoz. Miután sikeresen csatlakozott a hálózathoz, megjelenik a QR-kód a párosításhoz.

**MEGJEGYZÉS:** Ha az okosórája azt jelzi, hogy nem tud csatlakozni a hálózathoz, kérjük, vegye fel a kapcsolatot ügyfélszolgálatunkkal:  
support@myfirst.tech.

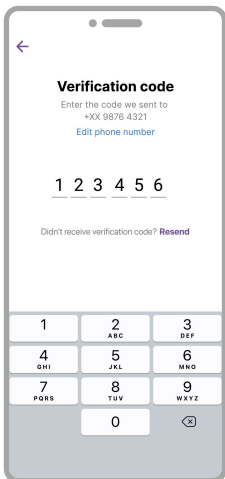


A myFirst Circle használatának megkezdéséhez jelentkezzen be Google-, Facebook- vagy Apple ID-fiókjával.


A meglévő felhasználók egyszerűen kattinthatnak a „Bejelentkezés” gombra, és használhatják telefonszámukat a bejelentkezéshez.



Új felhasználó regisztrációjához meg kell adnia a telefonszámát.

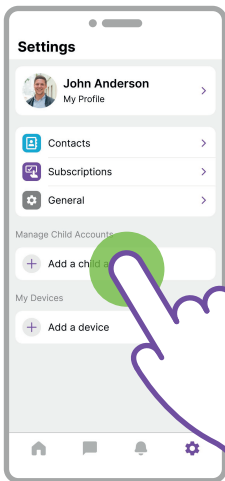


Kérjük, írja be az OTP kódot a telefonszámának ellenőrzéséhez.

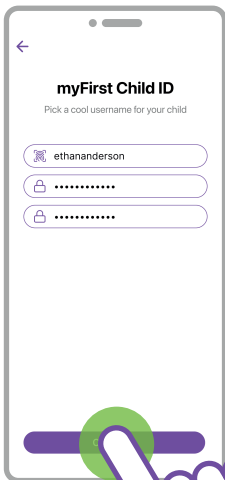


Gratulálunk, sikeresen befejezte a felhasználói regisztrációt.

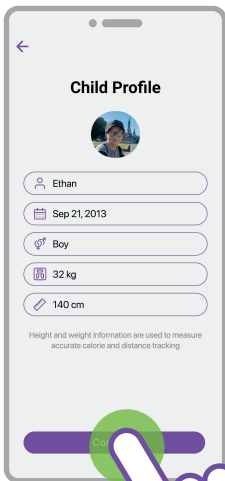
Ezután készüljön fel gyermeke számára egy fiók létrehozására.




A Beállításokban kattintson a „Gyermekefiók hozzáadása” lehetőségre.



Válasszon felhasználónevet gyermeke fiókjához, és hozzon létre egy jelszót.

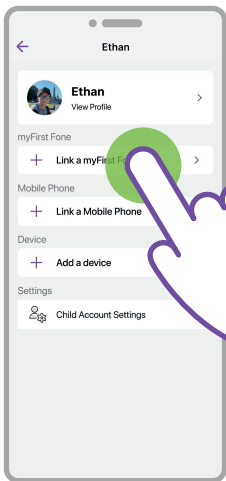


Adja meg a gyermekfiók profiladatait, és ne felejtse el hozzáadni egy szép profilképet.



Nagyszerű munka! Sikeresen létrehozta gyermeke fiókját.

Most folytathatja a myFirst Fone összekapcsolását a gyermek fiókjával.



A gyermek profilján kattintson a „myFirst Fone csatlakoztatása” gombra.



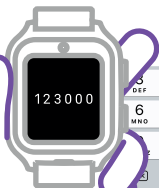
Olvassa be az okosóra QR-kódját.

## Verification Code

Enter verification code sent to your watch

1 2 3 0 0 0

Didn't receive verification code? [Resend](#)



Egy OTP-kód lesz elküldve a myFirst Fone-ra. Kérjük, írja be ezt az OTP-t az alkalmazásba.



## Congrats!

You have setup the myFirst Fone for  
Ethan Anderson

Continue

Nagyszerű! A myFirst Fone most sikeresen csatlakozott.



## GYIK

**K:** Meddig tart a batteria készenléti módban?

**V:** A tényleges működési idő a okosóra beállításaitól és a helymeghatározás frissítéseinek gyakoriságától függ. A myFirst Fone legfeljebb 24 órás működést biztosít készenléti módban.

**K:** Van-e életkori követelmény a myFirst Fone használatához?

**V:** Nincs életkori követelmény, de az eszközt leginkább 6-12 éves gyermekek számára ajánljuk.

**K:** A myFirst Fone-ból készült anyagok biztonságosak?

**V:** Minden anyag, amelyet a myFirst Fone gyártásához használnak, megfelel az európai szabványoknak.

**K:** Ártalmas lehet a myFirst Fone az én gyermekem egészségére a sugárzás miatt?

**V:** A myFirst Fone mobilmoduljának sugárzási szintje jóval alacsonyabb, mint az európai szabványok által megengedett határérték.

**K:** A myFirst Fone vízálló?

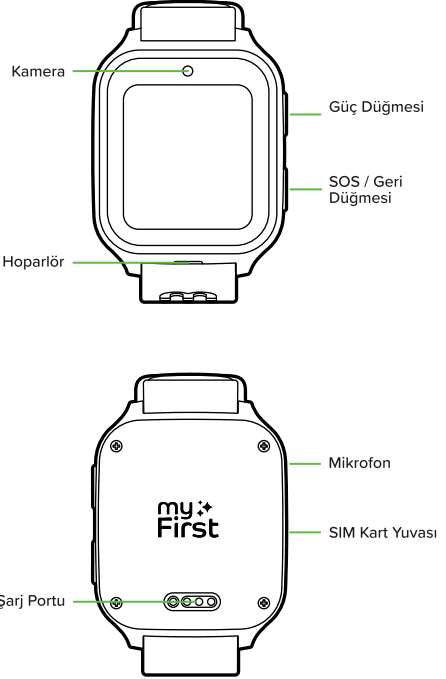
**V:** A myFirst Fone védett az izzadság, a vízcseppek, az eső ellen, és rövid ideig 1 méter mély vízbe meríthető, azonban az eszközt úszás vagy zuhanyzás előtt el kell távolítani.

**K:** Szükséges internetkapcsolat a geo-lokalizációs funkció működéséhez?

**V:** Az internetkapcsolat szükséges a helyadatok küldéséhez.

## Napomene

- **GPS:** A helymeghatározás pontosságát befolyásolhatja a hálózati lefedettség, az időjárási tényezők és a jel erőssége.
- A gyártó fenntartja a jogot a konstrukció módosítására, beleértve a tartozékokat és a csomag tartalmát, vagy a gyártási technológia megváltoztatására előzetes értesítés nélkül, hogy javítsa az eszköz tulajdonságait, amennyiben ez nem sérti a minőségi szabványokat és a gyártó/átszállítási/értékesítési ország törvényeit.
- Ne hagyja, hogy kisgyermekek és háziállatok játszanak a myFirst Fone R1s-szel. Az eszköz kis alkatrészeket tartalmaz, amelyek sérülést okozhatnak.
- Merülés esetén azonnal vegye ki az eszközt a vízből, kapcsolja ki, és törölje le száraz ruhával. Ne merítse az eszközt sós vízbe.
- Ne viselje a karórát úszás vagy zuhanyzás közben.
- A vízállóság nem állandó állapot, és idővel csökkenhet.
- A beltéri tartózkodás, az időjárási körülmények és más jelezési zavaró források befolyásolhatják a GPS helymeghatározás pontosságát.
- Tartsa távol a tűztől és magas hőmérséklettől.
- Ne engedje, hogy por vagy szennyeződés kerüljön az eszközbe.
- Ne ejtse le vagy üssön az eszközt. A gondatlan kezelés károsíthatja az integrált áramkört és a mechanikai alkatrészeket.
- A töltő kimenetének 5V 1A-nek kell lennie. 40 mini.



### Müşzaki adatok

- 1,60" AMOLED ekran kapasitif dokunmatik ekran ile
- 2 MP ön kamera
- Batarya kapasitesi: 730mAh
- Ürün ağırlığı: 47g
- SIM kart tipi: Nano SIM
- RAM: 1 GB
- Depolama: 8 GB
- Suya dayanıklılık derecesi: IP67
- Konumlama: Wi-Fi, GPS, LBS
- 4G LTE Bağlantısı: Band 1, Band 3, Band 5, Band 7, Band 8, Band 20, Band 28, Band 38, Band 39, Band 40, Band 41
- WCDMA Bağlantısı: Band 1, Band 5, Band 8
- GSM: 850, 900, 1800, 1900 MHz



myFirst Circle  
Social Circle for Families

Download

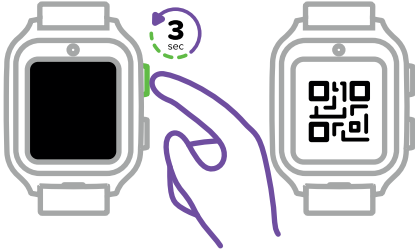


App Store




Google Play

App Store ve Google Play Store'u ziyaret ederek "myFirst Circle" uygulamamızı arayın ve indirin. Bu, hizmetlerimizi ve özelliklerimizi zahmetsizce deneyimlemenizi sağlayacaktır.



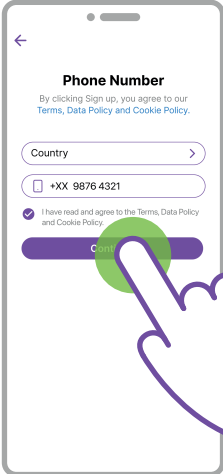
myFirst Fone cihazınızı açmak için güç düğmesine 3 saniye boyunca basılı tutun. Cihaz açılacak ve ağ aramaya başlayacaktır. Ağa başarıyla bağlandıktan sonra eşleştirme QR kodu görüntülenecektir.

NOT: Akıllı saatiniz ağ bağlantısı kuramıyorsa, lütfen müşteri hizmetlerimizle iletişime geçin:  
support@myfirst.tech.



myFirst Circle'ı kullanmaya başlamak için Google, Facebook veya Apple ID'nizle giriş yapın.

Mevcut kullanıcılar yalnızca 'Giriş Yap' seçeneğine tıklayıp telefon numaralarını kullanarak giriş yapabilirler.



Yeni kullanıcı kaydı için telefon numaranızı sağlamanız gerekecek.

←

### Verification code


Enter the code we sent to  
+XX 9876 4321  
[Edit phone number](#)

1 2 3 4 5 6

Didn't receive verification code? [Resend](#)

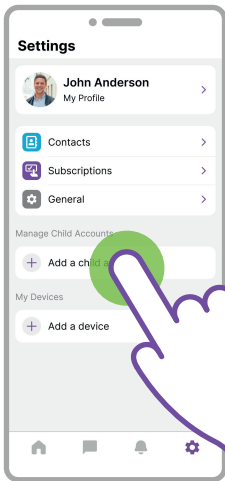
1	2 ABC	3 DEF
4 GHI	5 JKL	6 MNO
7 PQRS	8 TUV	9 WXYZ
0		⌫

Lütfen telefon numaranızı doğrulamak için OTP kodunu girin.

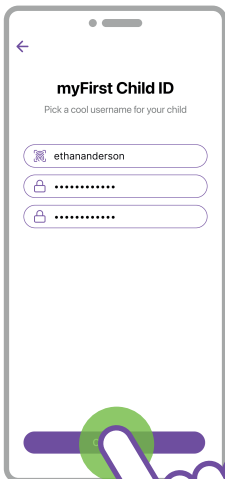


Tebrikler, kullanıcı kaydını başarıyla tamamladınız.

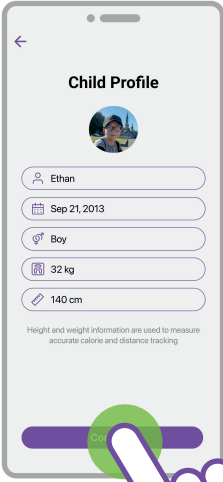
Şimdi çocuğunuz için bir hesap oluşturmak için hazırlanın.




Ayarlar'da "Çocuk Hesabı Ekle" seçeneğine tıklayın.



Çocuğunuzun hesabı için bir kullanıcı adı seçin ve bir şifre oluşturun.

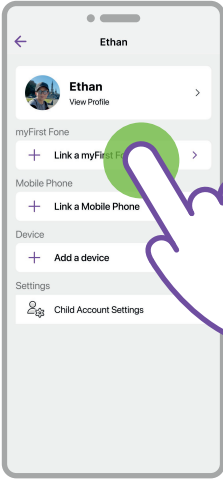


Çocuğunuzun hesabı için profil bilgilerini girin ve güzel bir profil fotoğrafı eklemeyi unutmayın.



Harika iş çıkardınız!  
Çocuğunuz için başarılı bir şekilde bir hesap.

oluşturdunuz. Şimdi, myFirst Fone'u çocuğunuzun hesabına bağlamaya devam edebilirsiniz.



Çocuğun profilinde 'myFirst Fone'u Baęla' seçeneęine tıklayın.



Akıllı saatteki QR kodunu tarayın.



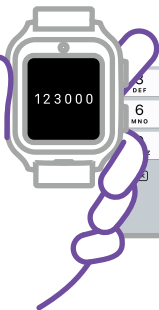


## Verification Code

Enter verification code sent to your watch

1 2 3 0 0 0

Didn't receive verification code? [Resend](#)



Bir OTP kodu myFirst Fone'a gönderilecektir. Lütfen bu OTP'yi uygulamaya girin.



## Congrats!

You have setup the myFirst Fone for  
Ethan Anderson

Continue

Harika! myFirst Fone'unuz şimdi başarıyla bağlanmış olmalıdır.

## SSS (Sıkça Sorulan Sorular)

S: Bekleme modunda pil ne kadar dayanır?

C: Gerçek çalışma süresi, akıllı saatin ayarlarına ve konum güncellemelerinin sıklığına bağlıdır. myFirst Fone, bekleme modunda 24 saate kadar çalışabilir.

S: myFirst Fone kullanmak için yaş sınırlamaları var mı?

C: Herhangi bir yaş sınırlaması yoktur, ancak cihaz en iyi 6 ila 12 yaş arası çocuklar için uygundur.

S: myFirst Fone'un yapıldığı materyaller güvenli mi?

C: myFirst Fone üretiminde kullanılan tüm materyaller, Avrupa standartlarına uygundur.

S: myFirst Fone, radyasyon nedeniyle çocuğumun sağlığını tehlikeye atabilir mi?

C: myFirst Fone'un hücresel modülünün radyasyon seviyesi, Avrupa standartlarının belirlediği limitlerin çok altındadır.

S: myFirst Fone suya dayanıklı mı?

C: myFirst Fone, ter, su damlaları ve yağmura karşı korunur ve kısa süreliğine 1 metreye kadar suya batırılabilir, ancak yüzme veya duş alma sırasında cihaz çıkarılmalıdır.

S: Konum belirleme fonksiyonunun çalışabilmesi için internet bağlantısı gerekli mi?

C: Konum verilerini gönderebilmek için internet bağlantısı gereklidir.

## Notlar

- GPS: Konum doğruluğu, ağ kapsama alanı, atmosfer koşulları ve sinyal gücü gibi faktörlerden etkilenebilir.
- Üretici, cihazın özelliklerini iyileştirmek amacıyla kutu içeriği ve aksesuarlar dahil olmak üzere yapıyı veya üretim tekniğini önceden bildirimde bulunmaksızın değiştirme hakkını saklı tutar, ancak bu değişiklikler ülke kanunları ve kalite standartlarını ihlal etmemelidir.
- Küçük çocukların ve evcil hayvanların myFirst Fone R1s ile oynamasına izin vermeyin. Cihazda küçük parçalar bulunmakta olup, bu parçalar zarara yol açabilir.
- Cihaza suya batması durumunda hemen suyu çıkarın, kapatın ve kuru bir bezle temizleyin. Cihazı tuzlu suya batırmayın.
- Cihazı yüzme ve duş alma sırasında takmayın.
- Suya dayanıklılık kalıcı bir özellik değildir ve zamanla azalabilir.
- Kapalı alanda kalmak, atmosfer koşulları ve diğer sinyal bozulma kaynakları GPS izleme doğruluğunu etkileyebilir.
- Cihazı ateşten ve yüksek sıcaklıklardan uzak tutun.
- Cihazın içine toz veya kir girmesine izin vermeyin.
- Cihazı düşürmeyin veya vurmeyin. Dikkatsiz kullanım, entegre devreyi ve mekanik parçaları zarar verebilir.
- Şarj cihazının çıkışı 5V 1A olmalıdır.